



**FINANCIAL STATEMENTS
FOR THE YEAR ENDED
JUNE 30, 2020**

MCB MICROFINANCE LTD

FOR THE YEAR ENDED JUNE 30, 2020

1


CONTENTS	PAGE
Report of the directors	2
Secretary's certificate	3
Corporate governance report	4 to 4(p)
Statement of compliance	4(q)
Independent auditor's report to the shareholder	5 to 5(b)
Statement of profit or loss and other comprehensive income	6
Statement of financial position	7
Statement of changes in equity	8
Statement of cash flows	9
Notes to the financial statements	10 - 41

**REPORT OF THE DIRECTORS
FOR THE YEAR ENDED JUNE 30, 2020**

The directors have the pleasure in submitting the Annual Report of MCB Microfinance Ltd for the year ended June 30, 2020 as set out on pages 6 to 41.


The shareholder agrees that in conformity with Section 221 (4) of The Companies Act 2001 ("Act"), the Annual Report of the Company need not comply with paragraphs (a), (d) and (e) of Section 221 (1) of the Act.

This report was approved by the Board of Directors on ...0.1.OCT.2020...



Director

PAUL CORSON



Director

Aurelie Leclercq

MCB MICROFINANCE LTD

3

**SECRETARY'S CERTIFICATE
FOR THE YEAR ENDED JUNE 30, 2020**

I certify that, to the best of my knowledge and belief, the Company has filed with the Registrar of Companies all such returns as are required of the Company under the Companies Act 2001.



For and on behalf of
MCB Group Corporate Services Ltd
Company Secretary

Date: 01 OCT 2020

1. GOVERNANCE STRUCTURE**1.1 Overview**

MCB Microfinance Ltd (the “Company” or “MCBMF”) is a private Company wholly owned by MCB Group Limited (“MCBG”). MCBMF provides credit finance to micro businesses and is a Public Interest Entity as defined by law. It is committed to the highest standard of business integrity, transparency and professionalism in all its activities to ensure that the activities within the Company are managed ethically and responsibly to enhance business value for all stakeholders.

1.2 Statement of Compliance

The board of directors has given and will continue to give due consideration to the principles of good corporate governance which are applicable to the Company under the National Code of Corporate Governance for Mauritius (2016) (the “Code”).

Throughout the year ended June 30, 2020 to the best of the Board’s knowledge the organisation has complied with the Code in all material aspects except for the disclosure of directors’ remuneration which is considered as sensitive information.

The board of directors will regularly reassess the requirements of the Code to ensure that the Company remains compliant thereto.

1.3 Constitutive documents or Charter documents**1.3.1 Board Charter**

The Board Charter has been duly approved by the Board and is reviewed by the latter regularly and updated as and when required. The Charter provides for delegation of authority and clear lines of responsibility with a reporting mechanism whereby matters affecting the affairs and reputation of the Company are duly escalated to the Board of the Company and to the Board of the ultimate holding company by the Chairperson.

1.3.2 Position Statements

Position Statements have also been approved by the Board and provides for a clear definition of the roles and responsibilities of the Chairperson, Chief Executive Officer as well as that of the Company Secretary.

1.3.3 Statement of Main Accountabilities

The Board is responsible and accountable for the long term success of the Company and as such has approved and set the main accountabilities of the Chief Executive Officer (“CEO”) and the Board collectively as follows:

1. GOVERNANCE STRUCTURE (CONT'D)

1.3.3 Statement of Main Accountabilities (cont'd)

	Main Accountabilities
Chairperson	<ul style="list-style-type: none"> - Provides overall leadership to the Board - Ensures that the Board is effective in its tasks of setting and implementing the Company's direction and strategy - Ensures that the development needs of the directors are identified and appropriate training is provided to continuously update their skills and knowledge - Maintains sound relations with the shareholders
Board	<ul style="list-style-type: none"> - Ensures compliance by the Company with applicable legislation, regulation and policies - Sets the Company's direction and strategy - Safeguards the assets of the Company - Ensures long term interests of the shareholder are being served
CEO	<ul style="list-style-type: none"> - Communicates vision and strategy to staff - Ensures efficient utilisation of resources - Sets direction and oversee operations

1.3.4 Organisation Chart



1.3.5 Material Clauses of the Constitution

In accordance with Section 39 of The Companies Act 2001 (the "Act"), the Company has opted not to have a constitution and as such the rights, powers, duties and obligations of the Company, the Board, each director and the shareholder are those set out in the Act.

2. THE BOARD STRUCTURE

2.1 Board and Chairperson roles and responsibilities

The Board structure is unitary with a mix of executive, independent and non-executive directors. All the members of the Board possess the necessary knowledge, skills, objectivity, intellectual honesty, integrity, experience and commitment to make sound judgements on various key issues relevant to the business of the Company, independent of management and to protect the interests of shareholders, clients and other stakeholders.

The Chairperson's primary role is to ensure that the Board is effective in its tasks of setting and implementing the Company's direction and strategy. It is the Chairperson's responsibility to ensure that appropriate policies and procedures are in place for the effective management of the Company.

The external obligations of the Chairperson have not changed materially during the Financial Year 2019/2020 and those obligations have in no way hindered the discharge of his duties and responsibilities.

2.2 Composition of the Board

The Board examines the size, composition and the essential competencies of its members regularly to ensure that there is an appropriate balance of skill, experience and knowledge on the Board to carry out its duties and responsibilities effectively.

The Board currently consists of one executive, two independent and three non-executive directors. Given the small size of the Company's operation, the Board does not consider it practical to have at least two executive directors.

Board members:

Name	Title	Category	Gender	Country of Residence
Pierre Guy NOEL	Chairperson	Non-Executive	Male	Mauritius
Paul CORSON	Director	Non-Executive	Male	Mauritius
Gilbert GNANY	Director	Non-Executive	Male	Mauritius
Aurélie LECLEZIO	Chief Executive Officer	Executive	Female	Mauritius
Alain REY	Director	Independent	Male	Mauritius
Jean-Philippe COULIER	Director	Independent	Male	Mauritius

Messrs Pierre Guy NOEL, Gilbert GNANY and Alain REY are also directors of MCBG, the holding company.

2. THE BOARD STRUCTURE (CONT'D)**2.3 Profile of Directors**

A brief profile of each director along with their directorships is set out below:

(i) Pierre Guy Noël, Non-Executive Director and Chairperson

Mr Pierre Guy Noël holds a BSc (Honours) in Economics from the London School of Economics and Political Science and is a Fellow of the Institute of Chartered Accountants in England and Wales. From 1981 to 1991, Pierre Guy worked at De Chazal Du Mée & Co. where he became a partner in financial consultancy. He joined MCB in 1992 as Planning and Development Consultant before being appointed General Manager of the Bank in 1996. Following the organisation's restructuring, he became the Chief Executive of MCB Group Ltd in April 2014. He is a Board member of several companies within the Group namely Banque Française Commerciale Océan Indien, MCB Madagascar, MCB Seychelles, MCB Maldives, MCB Investment Holding Ltd, MCB Capital Markets Ltd, MCB Equity Fund Ltd, MCB Consulting Services Ltd, MCB Factors Ltd, International Card Processing Services Ltd, Credit Guarantee Insurance Co. Ltd and MCB Group Ltd amongst others, acting either as Chairperson or Director. He was appointed to the Board of MCB Ltd in 2005 and was a director thereof until March 2014 when he joined the Board of MCB Group Ltd following the Group's restructuring exercise.

Directorship in listed companies

MCB Group Limited

Compagnie Des Villages De Vacances De L'Isle De France Limitée

(ii) Paul Corson, Non-Executive Director

Mr Paul Corson holds an MBA in Management/Business Administration from Laval University and a Masters' Degree in Statistics and Economics from the Ecole Nationale de la Statistique et de l'Administration Economique (ENSAE), France. Soon after ending his studies in 1982, he joined MCB in 1983.

(iii) Aurélie Leclézio, Executive Director and CEO

Mrs Aurelie Leclézio graduated from "Sciences Po" Toulouse and holds a "Master 2" in Political Science, specialisation in Geopolitics and International Relations from the Institut d'Etudes Politiques (IEP) of Toulouse. She started her professional carrier as Strategic Analyst at Enterprise Mauritius in 2005. From 2006 to 2009, Aurelie worked as Lecturer in International Relations at the University of Mauritius. In 2009, she was recruited by the United Nations Development Programme (UNDP) to hold the position of Communications Officer for the Maurice Ile Durable Fund, under the aegis of the Ministry of Renewable Energy and Public Utilities. Aurelie finally joined the MCB in July 2010 as Sustainable Development Coordinator, then as Project Manager-Microfinance as from March 2015. She became the Chief Executive Officer of MCB Microfinance in July 2016.

(iv) Jean-Philippe Coulier, Independent Director

Mr Jean-Philippe Coulier holds a 'Diplôme d'Etudes Supérieures en Droit' and 'Diplôme de l'Institut d'Etudes Politiques de Paris' (France).

2. THE BOARD STRUCTURE (CONT'D)**2.3 Profile of Directors (cont'd)****(iv) Jean-Philippe Coulier, Independent Director (cont'd)**

During his career, he has accumulated extensive experience in the banking sector, having worked for Société Générale Group for some 40 years, where he has assumed a range of high-level responsibilities, acting as director, chief operating officer and chief executive officer in its various offices worldwide. Before his retirement from Société Générale in early 2013, he was the Vice Chairman and Managing Director of the National Société Générale Bank in Cairo, Egypt. In 2012, he joined the Board of The Mauritius Commercial Bank Limited, where he held the Chairmanship from 2014 to 2018. Thereafter he was appointed as director of Fincorp Investment Ltd, MCB Microfinance Ltd and MCB Factors Ltd. In December 2018, he was appointed director and Chairperson of both, Promotion and Development Ltd and Caudan Development Ltd.

Directorship in listed companies

Caudan Development Ltd

Promotion and Development Ltd

Fincorp Investment Ltd

(v) Gilbert Gnany, Non-Executive Director

Mr. Gilbert Gnany holds a 'Licence ès Sciences Economiques (Economie Mathématique)', a 'Maîtrise en Econométrie' and a 'DESS en Méthodes Scientifiques de Gestion et Calcul Economique Approfondi' (France). He previously worked as Senior Advisor on the World Bank Group's Executive Board where he was responsible for issues relating mainly to the International Finance Corporation and to the private and financial sectors. Prior to joining the World Bank, he was the MCB Group Chief Economist and Group Head of Strategy, Research & Development after having been the Economic Advisor to the Minister of Finance in Mauritius. During his career, he has been involved in various high-profile boards/committees. Amongst others, he chaired the Stock Exchange of Mauritius Ltd, the Statistics Advisory Council and the Statistics Board as well as having been a member of the Board of Governors of the Mauritius Offshore Business Activities Authority, a director of the Board of Investment and of the Mauritius Sugar Authority. He was also a member of the IMF Advisory Group for sub-Saharan Africa and a member of the Senate of the University of Mauritius and a director of the Financial Services Institute. He is currently a Board member of several companies within the Group namely MCB Capital Markets Ltd, MCB Seychelles, MCB Maldives, MCB Madagascar, MCB Microfinance, MCB Consulting Services Ltd and MCB Institute of Finance amongst others. On the institutional side, he is an external IMF expert in statistics, in particular on data dissemination standards and strategy. Moreover, he is a member of the Financial Services Consultative Council and of the Managing Committee of the COVID-19 Solidarity Fund. He also acts as Chairperson on the Statistics Board of Mauritius, the COVID-19 Committee on Economic Recovery and the Economic Commission of Business Mauritius which serves, *inter alia*, as a platform for public-private sector dialogue.

Directorship in listed companies

MCB Group Limited

2. THE BOARD STRUCTURE (CONT'D)

2.3 Profile of Directors (cont'd)

(v) Gilbert Gnany, Non-Executive Director (cont'd)

Caudan Development Ltd
 Promotion and Development Ltd
 Compagnie Des Villages De Vacances De L'Isle De France Limitée
 Médine Ltd

(vi) Alain Rey, Independent Director (cont'd)

Mr Alain Rey has acquired wide financial experience, having been Manager at Citibank NA (Paris) and Regional Corporate Manager at Barclays Plc in Mauritius. He also has a long experience in the textile industry and was Financial Director at Corotex, General Manager at Shape Fabrics Ltd and has served as Senior Vice President and Chief Financial Officer at Novel Denim Holdings Ltd, a NASDAQ listed company. He has also been the Chief Executive Officer at Compagnie de Mont Choisy Ltée, a company involved in agricultural and property development activities. He was previously a director of AfrAsia Bank Ltd, State Bank of Mauritius Ltd and SBM Holdings Ltd.

Directorship in listed companies
 MCB Group Limited
 CIEL Textile Ltd
 New Mauritius Hotels Limited
 Terra Mauricia Ltd

2.4 Company Secretary

The Company Secretary of MCBMF is MCB Group Corporate Services Ltd a private Company incorporated in Mauritius with registered office 9-15 Sir William Newton Street, Port Louis. All board members have access to the Company Secretary for information relating to the Board matters.

2.5 Board Attendance

Board meeting are held on a regular basis but may be convened at any time in case urgent matters need to be discussed.

No of Meetings held during the year	3
Directors	
Mr Pierre Guy Noël	3
Mr Paul Corson	1
Mr Gilbert Gnany	3
Mrs Aurélie Leclézio	3
Mr Alain Rey	3
Mr Jean-Philippe Coulier (appointed on 06/03/2019)	3

2. THE BOARD STRUCTURE (CONT'D)

2.6 Board Committees

Initially all audit-related issues of the Company were taken up at the level of the Audit Committee of MCBG, which meets on a quarterly basis and at the level of the Board of Directors of the Company. On April 30, 2019, an Audit Committee was set up comprising of three members, namely, Mr Jean-Philippe Coulier, the Chairperson, Mr Alain Rey and Mr Gilbert Gnany. During the financial year under review, the Committee met on August 29, 2019 and all members were present.

The terms of reference of the Audit Committee which were also approved on April 30, 2019 can be viewed on the website of the Company. The Board reviews the charter of the Committee on a regular basis. The main roles of the Audit Committee are:

- to monitor the integrity of the audited financial statements of the Company;
- to monitor and review the effectiveness of the Internal Audit;
- to monitor the external auditors' independence, objectivity and effectiveness and make recommendations to the Board on the appointment and retention of external auditors.

No significant issues were identified by the Audit Committee in relation to the Financial Statements of the Company.

3. DIRECTORS APPOINTMENT PROCEDURES

3.1 Directors Selection

The Remuneration, Corporate Governance and Ethics Committee (RCGEC) of MCB Group Limited identifies suitable candidates for the Board the Company after determining whether the potential candidates have the required criteria established by the RCGEC and whether the potential new directors are fit and proper and are not disqualified from being directors. The RCGEC then proposes the selected candidates to the Board of MCBMF for review and approval.

3.2 Election and Re-election of Directors

All directors are re-elected each year at the Annual Meeting of Shareholders.

3.3 Induction of new Directors

New directors are given an induction pack, which comprises the constitutive documents and the minutes of the last Board proceedings of the Company. An introductory meeting is organised with the CEO to explain the business activities of the Company and its governing policies.

The Chairperson, the CEO as well as the Company Secretary are readily available to answer to any further queries that the newly appointed directors may have with respect to the Company.

The above mentioned programme meets the specific needs of both the Company and the newly appointed directors and enable the latter to participate actively in Board's discussion.

3.4 Professional Development

The Chairperson regularly reviews and comes to an agreement with each director, if necessary, on his or her training and development needs. Upon request from the directors, the Company shall provide the necessary resources for developing and updating its directors' knowledge and capabilities.

3. DIRECTORS APPOINTMENT PROCEDURES (CONT'D)

3.5 Succession Planning

MCBG is one of Mauritius' largest group of companies with more than 3,000 staff with different skills, academic and professional qualifications, and expertise in various fields of business. The MCB Group strategy includes the recognition and fostering of talents within executive and management levels across the Group thus ensuring that the Group creates opportunities to develop current and future leaders.

3.6 Time Commitment

Each director is expected to devote sufficient time and attention to the affairs of the Company. The Company anticipates a time commitment of around 2 days per year. This will include attendance at Board meetings, at Board committees (if applicable), the Annual Meeting of Shareholders and meetings as part of the Board evaluation process, trainings and development programmes. There is always the possibility of additional time commitment in respect of ad hoc matters that may arise from time to time, and particularly when the Company is undergoing a period of increased activity.

4. BOARD PERFORMANCE AND EVALUATION

4.1 Legal duties of Directors

The directors are aware of their legal duties as listed in the Act and of other legal obligations as contained in other legislations. They exercise the required standard degree of care, skill and diligence which a reasonably prudent and competent director in his or her position would exercise.

4.2 Remuneration Philosophy

The Board of MCBMF reviews the adequacy of the directors' and senior executives' remuneration and recommendations are made to the RCGEC of the MCB Group Limited.

The RCGEC of MCB Group Limited is responsible for the setting up and developing of the Group's general policy concerning the remuneration of directors. MCBG lays significant emphasis on appointing the right people with the right skills and behaviours whilst rewarding them adequately, in line with market practices.

The Company applies the same remuneration philosophy as its ultimate holding company, MCB Group Limited which mainly consists of:

- a monthly basic retainer for membership of the Board
- an attendance fee per sitting of the Board and Committee
- the Chairpersons of the Board and Committee, having wider responsibilities receive higher remuneration;

4.3 Directors' Remuneration

The directors' fees and remuneration are in accordance with market rates and amount paid to independent directors as at June 30, 2020 is as follows:

4. BOARD PERFORMANCE AND EVALUATION (CONT'D)**4.3 Directors' Remuneration (cont'd)**

	Rs.
Mr Alain Rey	91,400
Mr Jean-Philippe Coulier	86,400

The executive director's fees and remuneration have not been disclosed due to the sensitive nature of the information.

Non-executive directors have not received remuneration in the form of share options or bonuses associated with organisational performance.

4.4 Directors' interests in shares

The directors do not hold shares in the Company directly or through any associate (as defined under the Listing Rules of the Stock Exchange of Mauritius).

4.5 Directors' service contracts

There are no fixed term contracts and service contracts between the Company and the directors.

4.6 Related Party Transactions

Related party transactions have been conducted in accordance with the Conflicts of interest and Related Party Transaction Policy and the Code of Ethics. For related party transactions, please refer to note 23 of the Financial Statements.

4.7 Policies of the Company

The following policies of the holding company, MCBG, which is reviewed on a regular basis by MCBG, have been adopted by the Company.

Whistleblowing Policy

The Whistleblowing Policy of MCBG provides the employees a reporting channel on suspected misconduct or malpractice within the Company without the risk of subsequent victimisation or discrimination. The policy outlines the complaint handling and reporting processes to improve transparency.

Conflicts of interest and Related Party Transaction Policy

The objective of the policy is to define the scope of conflicts of interest and related party transactions conducted by the directors and Senior officers of MCB Group Limited and its subsidiaries (collectively the "Group") and to set out prudent rules and limits for granting credit (referred as 'Credit Exposure') to related parties.

4. BOARD PERFORMANCE AND EVALUATION (CONT'D)**4.7 Policies of the Company****Information Governance**

The Board oversees information governance within the organisation. The Information, Information Technology and Information Security Governance Policy of the MCB Group applies to all the subsidiaries of the Group. All policies relating to information security are made accessible to all the employees of the Group without restriction via its intranet system. Appropriate governance arrangements are in place whereby the IT function and function responsible for monitoring adherence to Information Risk and IT are kept separate.

Code of Ethics and Credit Policy

The Company has its own Code of Ethics approved in October 2016 and a Credit Policy approved in August 2016 by the Board. Compliance with the Code of Ethics is regularly monitored and evaluated by the Board.

4.8 Register of Interest

A Register of Interests is maintained by the Company Secretary and is available for consultation by the shareholder upon request.

4.9 Board, Committees and Directors' Performance

The Board acknowledges the need of regularly reviewing the performance and effectiveness of the Board, its Committees and its directors and resolved to carry out an evaluation exercise every three years. An assessment was effected in 2018 and the next evaluation exercise would be undertaken in 2021.

5. RISK GOVERNANCE AND INTERNAL CONTROL

The Board is responsible for risk management, the procedures in place within the organisation and for the definition of the overall strategy for risk tolerance.

Risk and Compliance monitoring function has been outsourced to the Risks and Compliance unit of MCB Capital Markets Ltd. The team reports directly to the Board on matters of relevance with regard to the internal controls, legal, regulatory or licensing matters and the Company's anti-money laundering responsibilities and processes.

5. RISK GOVERNANCE AND INTERNAL CONTROL (CONT'D)

The system of internal controls, which is embedded in all key operations, provides reasonable assurance that the Company's business objectives will be achieved. The Board of Directors is guided in this task by the Risk Management and Compliance Unit of MCB Capital Markets, which has been mandated to provide its methods, technologies, expertise and experience in the field of compliance and related matters to the Company. The Board is satisfied regarding the implementation, operation and effectiveness of internal controls and risk management.

The Company's policy on risk management encompasses all significant business risks including physical, operational, human resources, technology, business continuity, financial, credit, compliance and reputational which could influence the achievement of the Company's objectives. The key risks have been identified below and the Board is ultimately responsible for these matters but delegates the ongoing tasks to management.

Legal risks are managed by the Legal Strategic Business Unit of The Mauritius Commercial Bank Ltd. The Board also takes out appropriate insurance cover.

Regulatory risks are managed by the Risk & Compliance Unit of MCB Capital Markets and involves the setting out of proper processes and procedures in order to meet the licensing requirements set by the Financial Services Commission and the Company's responsibilities under The Financial Intelligence and Anti-Money Laundering Act 2002.

The operational risk profile of business activities and processes have been analysed and following evaluation, appropriate controls have been designed and implemented by Board. In addition, risk arising from business processes is managed through the application of the necessary technical controls at every stage of the loan assessment, disbursement and recovery processes.

Credit risks are managed by the Loan Committee of the Company. The Loan Committee's policy over credit risk is to limit its exposure to clients with a perceived high risk of default by assessing the creditworthiness of the borrower and determining whether economic conditions will be favourable to repayment. The Company's assessment of its clients includes consideration of their character and integrity, core competencies, track record and financial strength. A strong emphasis is placed on income and cash flow streams generated by the clients. Our primary assessment method is therefore the ability of the client to meet these payment obligations. Regular reporting of credit risk exposures is made to management and the board.

Reputational and performance risks are managed by the Board.

During the financial year under review all significant areas with respect to risk governance were covered by the internal control and no risk or deficiency has been noted in the organisation's system of internal controls.

6. REPORTING WITH INTEGRITY

6.1 Organisational Overview

Highly committed to promote sustainable development and conscious of the limitations that bank faces to serve micro-businesses, MCB Group has been willing to explore opportunities to provide microfinance services.

In that context, in February 2015, the Group commissioned HORUS Development Finance, a microfinance consulting company with operational experience as manager of a network of microfinance institutions (Advans), to carry out a feasibility study for the setting up of a microfinance business in Mauritius.

A feasibility report, submitted by HORUS in April 2015, confirmed an unmet demand by traditional lending schemes for business loans to Mauritian micro-enterprises, including self-employed, and the new MCB Group Limited's subsidiary, MCB Microfinance Ltd. was launched on 15 July 2016. The Company, which offers business loans to micro-enterprises and self-employed individuals, is supervised by the Financial Services Commission (Credit Finance licence) and operates in complete independence from The Mauritius Commercial Bank Limited.

6.2 The Business Model

The Company offers its services both in Mauritius and in Rodrigues (since March 2017).

MCB Microfinance offers two categories of business loans from Rs.15,000 to Rs.800,000 to self-employed individuals and micro-enterprises:

Products	Tenor	Interest rates
Working Capital loans	6-18 months	15%
Investment loans	12-60 months	15%

Post- Covid-19 lockdown measures

In the context of the post-Covid-19 pandemic lockdown crisis in Mauritius, a new facility 'Relief loan' at a preferential annual interest rate of 7% (instead of 15% previously) has been offered to existing Microfinance clients facing cash-flow difficulties due to the lockdown. As at June 30, 2020, the Company has disbursed 25 Relief loans amounting to Rs 2.6 million.

Rescheduling of facilities with a moratorium has also been proposed to clients facing difficulties. 525 loans have been rescheduled as at June 30, 2020.

Credit policy and methodology

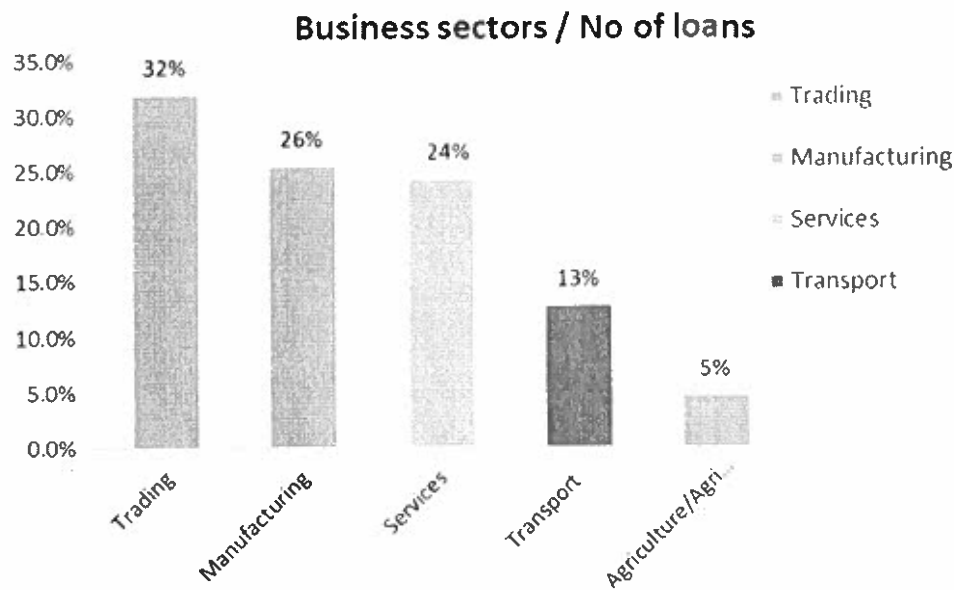
- Businesses must have a minimum of one year of existence
- Businesses must be registered (Business Registration Card)
- No guarantee is required
- Close client monitoring by Relationship Officers (ROs)

6. REPORTING WITH INTEGRITY (CONT'D)

6.3 Business Overview

Status of operations as at June 30, 2020

- 3,440 loans disbursed (MUR 667.6 million)
- 2,229 clients financed
- 1,893 outstanding loans (MUR 286.9 million)
- 20 loans written-off (MUR 5 million)
- 1,689 active clients
- 88% overall on-time repayment
- The Portfolio at Risk > 90 days: 12.8%



6.4 Sustainable Development

The Company ensures compliance with MCB Group’s Environmental and Social Policy.

6.5 Health and Safety Issues

The Company is committed to the highest standards of integrity and ethical conduct in dealing with all its stakeholders.

The health and safety of staff and visitors is paramount and all reasonable measures are taken to ensure a sound and healthy working environment.

The Company is an equal opportunity employer and does not discriminate in any way with regard to race, religion or gender. All employment opportunities are openly advertised and the selection process involves the whole staff.

6. REPORTING WITH INTEGRITY (CONT'D)

6.6 Corporate Social Responsibility (CSR)

For the year under review there was no chargeable income and as such no CSR contribution was made during the year.

6.7 Charitable Donation

No donation was made by the Company during the year under review.

6.8 Political Donation

The Company did not make any political donations during the year ended June 30, 2020.

6.9 Documents available on the Website

The Board of Directors is pleased to announce that the following documents amongst others which have been approved by the Board can be viewed on the Website of the Company:

- ⇒ The full Annual Report of the Company including the financial statements
- ⇒ The Board Charter
- ⇒ The Audit Committee Charter
- ⇒ The Code of Ethics
- ⇒ The Conflicts of interests and related party transactions policy
- ⇒ The Information, information technology and information security policy
- ⇒ The Position Statements of the Chairperson, the CEO and the Company Secretary
- ⇒ The Organisational chart
- ⇒ The Statement of major accountabilities within the organisation
- ⇒ The structure, organisation and qualifications of the key members of the internal audit function
- ⇒ The Nomination and appointment process
- ⇒ Profile of the directors
- ⇒ Profile of the Company Secretary

7. AUDIT

7.1 Internal Audit

The internal audit function is outsourced to the Group Internal Audit department of The Mauritius Commercial Bank Ltd (GIA), which provides another balanced assessment of key risks and controls, independent from reports received from the Company's management.

The Head of GIA is independent of the Executive Management of the Company and shall report to the Audit Committee of the Company as well as to the Audit Committee of MCBG.

GIA ensures that the quality of internal audit services provided to MCB Microfinance Ltd is aligned with recognised best practices. GIA leverages on a systematic and disciplined approach, notably through the use of well-focused audit work programs and computer aided audit techniques to evaluate the effectiveness of the internal control systems of the Company. The Institute of Internal Auditors requires each internal audit function to have an external quality assessment conducted at least once every five years. The last exercise was carried out in November/December 2018 by an internationally recognised auditing firm which confirmed the Internal Audit BU's compliance with the International Standards for the Professional Practice of Internal Audit issued by the above mentioned institute.

7. AUDIT (CONT'D)

7.1 Internal Audit (cont'd)

The internal audit exercise has been carried out from March 2020 to June 2020 and areas, systems and processes covered by internal audit including non-financial matters are as follows:

- Governance: Review Board minutes and the role and responsibilities of the Board, appropriate committees exist to sustain the objectives of the organisation, review of SLAs with relevant parties, review role and responsibilities of the Loan Committee;
- Customer Onboarding: Client take-on, amendment and project creation;
- Loan process; Loan application, appraisal, creation, disbursement, repayment, follow up and provisioning;
- Accounting: Bank Reconciliation, Fixed Assets Management, Petty Cash Management, Procurement and Payment Cycle;
- Human Resource: Leaves management;
- Information Technology: Business Continuity Plan and Disaster Recovery Plan, Data, Equipment and Physical Security, Incident & change management process, Logical access controls, Server Security (Hardening of servers, Patch and Antivirus update);
- Physical security: Insurance Cover, Physical access control and layout, Safekeeping of sensitive items,
- Regulatory framework, Reporting & Compliance Review: Compliance with relevant laws, codes and standards, Returns to regulatory bodies [e.g. FSC].

There are no restrictions placed on the internal auditors in conducting their audit exercises.

7.2 External Auditors

The Audit Committee of MCB Group Limited (“Audit Committee MCBG”) recommends the appointment of External Auditors for all the subsidiaries of MCB Group including MCB Microfinance Ltd on a yearly basis, after having reviewed the Audit Plan presented by the External Auditors.

The Audit Committee of MCB Microfinance Ltd has evaluated the performance of the External Auditors and reviewed their integrity, independence and objectivity by:

- Confirming that the External Auditors were independent from the Company
- Considering whether the relationships that may exist between the Company and the External Auditors impair the latter’s judgement

The Board would recommend the appointment of the External Auditors to the shareholders in the Annual Meeting for approval by way of an ordinary resolution.

BDO & Co has held office as auditors of the Company since 2016.

7.3 Auditors’ Fees

The fees payable to the auditors, for audit and other services for the last 2 years were:

	2020 Rs.	2019 Rs.
Audit fees - BDO & Co:	168,000	163,800

The auditors did not receive any fees for other services.

8. RELATIONS WITH THE SHAREHOLDER AND OTHER KEY STAKEHOLDERS

The shareholder is properly kept informed on matters affecting the Company as the shareholder is fairly represented on the Board. The Annual Meeting of Shareholder is held in accordance with the Companies Act and upon consultation with the shareholder. Notices for the annual meeting and other shareholder meetings are duly sent to the shareholder.

The Company's website is used to provide relevant information to other stakeholders. Open lines of communication are maintained to ensure transparency and optimal disclosure.

8.1 Shareholders Agreement Affecting the Governance of the Company by the Board

There is currently no such agreement.

8.2 Major Transaction

No Major transaction as defined under section 130(2) of the Act was undertaken.

8.3 Third Party Management Agreement

Management Agreements are in place between subsidiaries of the MCB Group where there are common directors. However, all the companies are 100% owned and controlled by the same entity.

8.4 Shareholders Holding more than 5% of the Company

The Company is wholly owned by MCBG.

8.5 Share Option Plan

No such scheme currently exists within the Company.

8.6 Timetable of important events

The Board aims to hold board meetings on a quarterly basis.

8.7 Dividend Policy

The Company intends to distribute any excess cash as dividends, subject to its overall capital requirements, liquidity and profitability. No dividend was declared for the year under review.

STATEMENT OF DIRECTORS' RESPONSIBILITIES

The directors collectively as a Board acknowledge their responsibilities for the following and state that:

- (i) the financial statements fairly present the state of affairs of the Company as at the end of the financial year and the result of operations and cash flows for the period;
- (ii) adequate accounting records and effective internal control systems and risk management have been maintained;
- (iii) appropriate accounting policies supported by reasonable and prudent judgements and estimates have been used consistently;
- (iv) the financial statements have been prepared in accordance with the International Financial Reporting Standards (IFRS), International Accounting Standard (IAS), the Companies Act 2001 and the Financial Reporting Act 2004;
- (v) the financial statements have been prepared on a going concern basis;
- (vi) they are responsible for safeguarding the assets of the Company;
- (vii) they are responsible for leading and controlling the organisation and meeting all legal and regulatory requirements;
- (viii) they have taken reasonable steps for the prevention and detection of fraud and other irregularities.

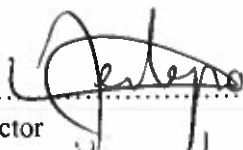
The external auditors are responsible for reporting on whether the financial statements are fairly presented.

Having taken all the matters considered by the Board and brought to the attention of the Board during the year into account, we are satisfied that the annual report and accounts taken as a whole are fair, balanced and understandable.

For and on behalf of the Board of Directors:



Director


.....
Director
Aurelia Leclercq.

Date: October 1, 2020

CORPORATE GOVERNANCE REPORT - YEAR ENDED JUNE 30, 2020

STATEMENT OF COMPLIANCE FOR THE YEAR ENDED JUNE 30, 2020

As per Section 75(3) of the Financial Reporting Act

Name of Public Interest Entity : MCB Microfinance Ltd

Reporting Period : July 1, 2019 to June 30, 2020

We, the directors of MCB Microfinance Ltd, confirm to the best of our knowledge the Company has not complied with certain Principles of the Code. Reasons for non-compliance are set out below.

Principles	Sections relating to	Reasons for non-compliance
4	Disclosure of Directors' Remuneration	Due to the sensitive nature of the information, executive director's remuneration and fees have not been disclosed.

Signed for and on behalf of the Board of Directors on October 1, 2020.

Chairman

PIERRE GUY NOEL

Director

Aurélia Leclercq

MCB MICROFINANCE LTD

5

INDEPENDENT AUDITOR'S REPORT To the Shareholder of MCB Microfinance Ltd

Report on the audit of the Financial Statements

Opinion

We have audited the financial statements of MCB Microfinance Ltd (the "Company") on pages 6 to 41 which comprise the statement of financial position as at June 30, 2020, and the statement of profit or loss and other comprehensive income, statement of changes in equity and statement of cash flows for the year then ended, and notes to the financial statements, including a summary of significant accounting policies.

In our opinion, the financial statements on pages 6 to 41 give a true and fair view of the financial position of the Company as at June 30, 2020, and of its financial performance and its cash flows for the year then ended in accordance with International Financial Reporting Standards and comply with the Companies Act 2001.

Basis for Opinion

We conducted our audit in accordance with International Standards on Auditing (ISAs). Our responsibilities under those standards are further described in the *Auditor's Responsibilities for the Audit of the Financial Statements* section of our report. We are independent of the Company in accordance with the International Ethics Standards Board for Accountants' *Code of Ethics for Professional Accountants (IESBA Code)* together with the ethical requirements that are relevant to our audit of the financial statements in Mauritius, and we have fulfilled our other ethical responsibilities in accordance with these requirements and the IESBA Code. We believe that the audit evidence we have obtained is sufficient and appropriate to provide a basis for our opinion.

Other Information

The directors are responsible for the other information. The other information comprises the information included in the annual report, but does not include the financial statements and our auditor's report thereon.

Our opinion on the financial statements does not cover the other information and, except to the extent otherwise explicitly stated in our report, we do not express any form of assurance conclusion thereon.

In connection with our audit of the financial statements, our responsibility is to read the other information and, in doing so, consider whether the other information is materially inconsistent with the financial statements or our knowledge obtained in the audit or otherwise appears to be materially misstated. If, based on the work we have performed, we conclude that there is a material misstatement of this other information, we are required to report that fact. We have nothing to report in this regard.

Corporate Governance Report

Our responsibility under the Financial Reporting Act 2004 is to report on the compliance with the Code of Corporate Governance disclosed in the annual report and assess the explanations given for non-compliance with any requirement of the Code. From our assessment of the disclosures made on corporate governance in the annual report, the public interest entity has, pursuant to section 75 of the Financial Reporting Act 2004, complied with the requirements of the Code.



MCB MICROFINANCE LTD

5(a)

INDEPENDENT AUDITOR'S REPORT (CONT'D)

To the Shareholder of MCB Microfinance Ltd

Responsibilities of Directors and Those Charged with Governance for the Financial Statements

The directors are responsible for the preparation and fair presentation of the financial statements in accordance with International Financial Reporting Standards and in compliance with the requirements of the Companies Act 2001, and for such internal control as the directors determine is necessary to enable the preparation of the financial statements that are free from material misstatement, whether due to fraud or error.

In preparing the financial statements, the directors are responsible for assessing the Company's ability to continue as a going concern, disclosing, as applicable, matters related to going concern and using the going concern basis of accounting unless the directors either intend to liquidate the Company or to cease operations, or have no realistic alternative but to do so.

Those charged with governance are responsible for overseeing the Company's financial reporting process.

Auditor's Responsibilities for the Audit of the Financial Statements

Our objectives are to obtain reasonable assurance about whether the financial statements as a whole are free from material misstatement, whether due to fraud or error, and to issue an auditor's report that includes our opinion. Reasonable assurance is a high level of assurance, but is not a guarantee that an audit conducted in accordance with ISAs will always detect a material misstatement when it exists. Misstatements can arise from fraud or error and are considered material if, individually or in the aggregate, they could reasonably be expected to influence the economic decisions of users taken on the basis of these financial statements.

As part of an audit in accordance with ISAs, we exercise professional judgement and maintain professional scepticism throughout the audit. We also:

- Identify and assess the risks of material misstatement of the financial statements, whether due to fraud or error, design and perform audit procedures responsive to those risks, and obtain audit evidence that is sufficient and appropriate to provide a basis for our opinion. The risk of not detecting a material misstatement resulting from fraud is higher than for one resulting from error, as fraud may involve collusion, forgery, intentional omissions, misrepresentations, or the override of internal control.
- Obtain an understanding of internal control relevant to the audit in order to design audit procedures that are appropriate in the circumstances, but not for the purpose of expressing an opinion on the effectiveness of the Company's internal control.
- Evaluate the appropriateness of accounting policies used and the reasonableness of accounting estimates and related disclosures made by directors.
- Conclude on the appropriateness of directors' use of the going concern basis of accounting and, based on the audit evidence obtained, whether a material uncertainty exists related to events or conditions that may cast significant doubt on the Company's ability to continue as a going concern. If we conclude that a material uncertainty exists, we are required to draw attention in our auditor's report to the related disclosures in the financial statements or, if such disclosures are inadequate, to modify our opinion. Our conclusions are based on the audit evidence obtained up to the date of our auditor's report. However, future events or conditions may cause the Company to cease to continue as a going concern.



MCB MICROFINANCE LTD

5(b)

INDEPENDENT AUDITOR'S REPORT (CONT'D)

To the Shareholder of MCB Microfinance Ltd

Auditor's Responsibilities for the Audit of the Financial Statements (cont'd)

- Evaluate the overall presentation, structure and content of the financial statements, including the disclosures, and whether the financial statements represent the underlying transactions and events in a manner that achieves fair presentation.

We communicate with those charged with governance regarding, among other matters, the planned scope and timing of the audit and significant audit findings, including any significant deficiencies in internal control that we identify during our audit.

Report on Other Legal and Regulatory Requirements

Companies Act 2001

We have no relationship with, or interests in, the Company, other than in our capacity as auditors, and dealings in the ordinary course of business.

We have obtained all information and explanations we have required.

In our opinion, proper accounting records have been kept by the Company as far as it appears from our examination of those records.

Other Matter

This report is made solely to the shareholder of MCB Microfinance Ltd (the "Company"), as a body, in accordance with Section 205 of the Companies Act 2001. Our audit work has been undertaken so that we might state to the Company's shareholder those matters we are required to state to them in an auditor's report and for no other purpose. To the fullest extent permitted by law, we do not accept or assume responsibility to anyone other than the Company and the Company's shareholder as a body, for our audit work, for this report, or for the opinions we have formed.


BDO & CO
Chartered Accountants



Ameenah Ramdin FCCA, ACA
Licensed by FRC

Port Louis,
Mauritius.
1 October 2020

**STATEMENT OF PROFIT OR LOSS AND OTHER COMPREHENSIVE INCOME
FOR THE YEAR ENDED JUNE 30, 2020**


	<u>Notes</u>	<u>2020</u> Rs.	<u>2019</u> Rs.
Interest income	2(g)	38,551,872	34,139,956
Interest expense		<u>(3,034,846)</u>	<u>(2,713,031)</u>
Net interest income	5	<u>35,517,026</u>	<u>31,426,925</u>
Fee and commission income	6	<u>3,370,032</u>	<u>3,291,437</u>
Operating income		<u>38,887,058</u>	<u>34,718,362</u>
Net impairment loss on financial assets	7	(19,101,424)	(9,555,172)
Personnel expenses	8	(24,564,613)	(20,773,823)
Depreciation	11 & 12	(3,374,724)	(1,968,789)
Amortisation	13	(360,601)	(360,602)
Other expenses	9	<u>(8,046,844)</u>	<u>(6,842,085)</u>
Loss before tax		<u>(16,561,148)</u>	<u>(4,782,109)</u>
Income tax	10	<u>2,690,581</u>	<u>573,670</u>
Loss for the year		<u>(13,870,567)</u>	<u>(4,208,439)</u>
Other comprehensive income			
<i><u>Items that will not be reclassified to profit or loss:</u></i>			
Remeasurements of post employment benefit obligations	18	(540,000)	-
Deferred tax on remeasurement of post employment benefit obligations	16(b)	<u>91,800</u>	-
Total comprehensive income for the year		<u>(14,318,767)</u>	<u>(4,208,439)</u>
Loss per share	21	<u>(11.16)</u>	<u>(4.48)</u>

The notes on pages 10 to 41 form an integral part of the financial statements.
Auditor's report on pages 5 to 5(b).

STATEMENT OF FINANCIAL POSITION AS AT JUNE 30, 2020

	<u>Notes</u>	<u>2020</u>	<u>2019</u>
		Rs.	Rs.
ASSETS			
Plant and equipment	11	6,327,927	3,010,670
Right-of-use assets	12	8,147,269	-
Intangible assets	13	360,600	721,201
Financial assets at amortised cost	14	242,930,433	245,410,919
Other assets	15	127,937	159,787
Deferred tax assets	16	10,644,121	7,861,740
Cash in hand and at bank	20(b)	497,731	52,697
Total assets		<u>269,036,018</u>	<u>257,217,014</u>
LIABILITIES			
Borrowings	17	182,516,067	189,257,660
Lease liabilities	12A	8,733,276	-
Other liabilities	18	5,553,891	6,407,803
Total liabilities		<u>196,803,234</u>	<u>195,665,463</u>
Shareholders' equity			
Stated capital	19	125,000,000	100,000,000
Revenue deficit		<u>(52,767,216)</u>	<u>(38,448,449)</u>
Total equity		<u>72,232,784</u>	<u>61,551,551</u>
Total equity and liabilities		<u>269,036,018</u>	<u>257,217,014</u>

The financial statements have been approved for issue by the board of directors on: **01 OCT 2020**


.....
Director


.....
Director
Aurelie Leclercq.

STATEMENT OF CHANGES IN EQUITY FOR THE YEAR ENDED JUNE 30, 2020

	Note	Stated capital Rs.	Revenue deficit Rs.	Total Rs.
Balance at July 1, 2019		100,000,000	(38,448,449)	61,551,551
Issue of shares	19	25,000,000	-	25,000,000
Loss for the year		-	(13,870,567)	(13,870,567)
Other comprehensive income for the year		-	(448,200)	(448,200)
Balance at June 30, 2020		125,000,000	(52,767,216)	72,232,784
Balance at July 1, 2018				
- as previously reported		75,000,000	(36,569,078)	38,430,922
- effect of adopting IFRS 9		-	2,329,068	2,329,068
- as restated		75,000,000	(34,240,010)	40,759,990
Issue of shares		25,000,000	-	25,000,000
Loss for the year		-	(4,208,439)	(4,208,439)
Balance at June 30, 2019		100,000,000	(38,448,449)	61,551,551

The notes on pages 10 to 41 form an integral part of the financial statements.
Auditor's report on pages 5 to 5(b).

STATEMENT OF CASH FLOWS FOR THE YEAR ENDED JUNE 30, 2020

	Note	2020 Rs.	2019 Rs.
Cash flows from operating activities			
Loss before tax		(16,561,148)	(4,782,109)
<i>Adjustments for:</i>			
Depreciation on plant and equipment		1,545,745	1,968,789
Depreciation on right-of-use assets		1,828,979	-
Amortisation of intangible assets		360,601	360,602
Scrapped assets		270,356	10,731
Interest income		(38,551,872)	(34,139,956)
Interest expense		3,034,846	2,713,031
Provision for retirement benefit obligations		(839,151)	185,691
Charge for credit impairment		19,070,773	9,303,416
<i>Changes in working capital:</i>			
- loans to customers		(12,833,767)	(43,577,512)
- other assets		31,850	(23,602)
- other liabilities		(83,746)	541,067
- deferred income		(182,215)	277,764
Cash absorbed in operations		(42,908,749)	(67,162,088)
Interest received		34,795,350	33,901,785
Interest paid		(2,249,218)	(2,717,416)
Contributions paid		(288,800)	-
Net cash used in operating activities		(10,651,417)	(35,977,719)
Cash flows from investing activity			
Purchase of plant and equipment		(5,133,359)	(457,848)
Net cash used in investing activity		(5,133,359)	(457,848)
Cash flows from financing activities			
Issue of shares		-	25,000,000
Loan from holding company		25,000,000	25,000,000
Proceeds from borrowings		796,150,000	942,300,000
Payments on borrowings		(802,650,000)	(955,800,000)
Principal paid on lease liabilities		(1,242,972)	-
Interest paid on lease liabilities		(810,062)	-
Net cash generated from financing activities		16,446,966	36,500,000
Net increase in cash and cash equivalents		662,190	64,433
Movement in cash and cash equivalents			
At July 1,		(164,459)	(228,892)
Increase		662,190	64,433
At June 30,	20(b)	497,731	(164,459)

The notes on pages 10 to 41 form an integral part of the financial statements.

Auditor's report on pages 5 to 5(b).

1. GENERAL INFORMATION

MCB Microfinance Ltd is a private Company limited by shares domiciled and incorporated in Mauritius on January 20, 2016.

The activities of the Company consist mainly in providing microfinance services.

The address of its registered office is Sir William Newton Street, MCB Centre, Port Louis.

These financial statements will be submitted for consideration and approval at the forthcoming Annual Meeting of the Company.

2. SIGNIFICANT ACCOUNTING POLICIES

The principal accounting policies adopted in the preparation of these financial statements are set out below. These policies have been applied to the period presented unless otherwise stated.

(a) Basis of preparation

The financial statement of MCB Microfinance Ltd comply with the Companies Act 2001 and have been prepared in accordance with International Financial Reporting Standards (IFRS). The financial statements is prepared under the historical cost convention except for financial assets and liabilities which are stated at fair value.

Standards, Amendments to published Standards and Interpretations effective in the reporting period

IFRS 16 Leases results in the recognition of almost all leases on balance sheet. The standard removes the current distinction between operating and financing leases and requires recognition of an asset (the right to use the leased item) and a financial liability to pay rentals for virtually all lease contracts. The Company has adopted IFRS 16 from July 1, 2019, but has not restated comparatives for 2019, as permitted under the specific transition provisions. The reclassifications and adjustments arising from the new leasing rules are recognised in the opening balance sheet on July 1, 2019. The new accounting policies are disclosed in note 2(c).

On adoption of IFRS 16, the Company recognised lease liabilities in relation to leases which had previously been classified as 'operating leases' under IAS 17. These liabilities were measured at the present value of the remaining lease payments, discounted using the lessee's incremental borrowing rate as of July 1, 2019.

IFRIC 23 Uncertainty over Income Tax Treatments explains how to recognise and measure deferred and current income tax assets and liabilities where there is uncertainty over a tax treatment. There are no new disclosure requirements but requirement to provide information about judgements and estimates made in preparing the financial statements. The interpretation has no impact on the Company's financial statements.

Prepayment Features with negative compensation (Amendments to IFRS 9) enable entities to measure certain prepayable financial assets with negative compensation at amortised cost. These assets, which include some loan and debt securities, would otherwise have to be measured at fair value through profit or loss. To qualify for amortised cost measurement, the negative compensation must be 'reasonable compensation for early termination of the contract' and the asset must be held within a 'held to collect' business model. The amendments have no impact on the Company's financial statements.

2. SIGNIFICANT ACCOUNTING POLICIES (CONT'D)**(a) Basis of preparation (cont'd)*****Standards, Amendments to published Standards and Interpretations effective in the reporting period (cont'd)***

Long-term Interests in Associates and Joint Ventures (Amendments to IAS 28) clarify the accounting for long-term interests in an associate or joint venture, which in substance form part of the net investment in the associate or joint venture, but to which equity accounting is not applied. Entities must account for such interests under IFRS 9 before applying the loss allocation and impairment requirements in IAS 28. The amendments have no impact on the Company's financial statements.

Annual Improvements to IFRSs 2015-2017 Cycle

- IFRS 3 - clarified that obtaining control of a business that is a joint operation is a business combination achieved in stages.
- IFRS 11 - clarified that party obtaining joint control of a business that is a joint operation should not remeasure its previously held interest in the joint operation.
- IAS 12 - clarified that income tax consequences of dividends on financial instruments classified as equity should be recognised according to where the past transactions or events that generated distributable profits were recognised.
- IAS 23 - clarified that, if a specific borrowing remains outstanding after the related qualifying asset is ready for its intended use or sale, it becomes part of general borrowings.

The amendments have no impact on the Company's financial statements.

Plan Amendment, Curtailment or Settlement (Amendments to IAS 19) clarify that entities must:

- calculate the current service cost and net interest for the remainder of the reporting period after a plan amendment, curtailment or settlement by using the updated assumptions from the date of the change
- recognise any reduction in a surplus immediately in profit or loss, either as part of past service cost or as a gain or loss on settlement. In other words, a reduction in a surplus must be recognised in profit or loss even if that surplus was not previously recognised because of the impact of the asset ceiling
- separately recognise any changes in the asset ceiling through other comprehensive income.

The amendments have no impact on the Company's financial statements.

Standards, Amendments to published Standards and Interpretations issued but not yet effective

Certain standards, amendments to published standards and interpretations have been issued that are mandatory for accounting periods beginning on or after 1 January 2020 or later periods, but which the Company has not early adopted.

At the reporting date of these financial statements, the following were in issue but not yet effective:

Sale or Contribution of Assets between an Investor and its Associate or Joint Venture (Amendments to IFRS 10 and IAS 28)

IFRS 17 Insurance Contracts

Definition of a Business (Amendments to IFRS 3)

Definition of Material (Amendments to IAS 1 and IAS 8)

2. SIGNIFICANT ACCOUNTING POLICIES (CONT'D)

(a) Basis of preparation (cont'd)

Standards, Amendments to published Standards and Interpretations issued but not yet effective (cont'd)

At the reporting date of these financial statements, the following were in issue but not yet effective: (cont'd)

- Interest Rate Benchmark Reform (Amendments to IFRS 9, IAS 39 and IFRS 7)
- Classification of Liabilities as Current or Non-current (Amendments to IAS 1)
- Annual Improvements 2018–2020
- Property, Plant and Equipment: Proceeds before Intended Use (Amendments to IAS 16)
- Onerous Contracts - Cost of Fulfilling a Contract (Amendments to IAS 37)
- Reference to the Conceptual Framework (Amendments to IFRS 3)
- Covid-19-Related Rent Concessions (Amendment to IFRS 16)
- Amendments to IFRS 17
- Extension of the Temporary Exemption from Applying IFRS 9 (Amendments to IFRS 4)

Where relevant, the Company is still evaluating the effect of these Standards, Amendments to published Standards and Interpretations issued but not yet effective, on the presentation of its financial statements.

The preparation of financial statement in conformity with IFRS requires the use of certain critical accounting estimates. It also requires management to exercise its judgement in the process of applying the Company's accounting policies. The areas involving a higher degree of judgement or complexity, or areas where assumptions and estimates are significant to the financial statements, are disclosed in Note 4.

(b) Plant and equipment

All plant and equipment are initially recorded at cost and stated at historical cost less depreciation. Historical cost includes expenditure that is directly attributable to the acquisition of the items. Subsequent costs are included in the assets' carrying amount or recognised as a separate asset as appropriate, only when it is probable that future economic benefits associated with the item will flow to the Company and the cost of the item can be measured reliably.

Work in progress for production, rental or administrative purposes or for purposes not yet determined are carried at cost less any recognised impairment loss. Cost includes professional fees and for qualifying assets, borrowing costs capitalised. Depreciation of these assets, on the same basis as other property assets, commences when the assets are ready for their intended use.

Depreciation is calculated on the straight line method to write off the cost of the assets to their residual values over their estimated useful lives as follows:

	Per annum
Leasehold improvements	20%
Office equipment	10 - 20%
Furniture & fixtures	10%
Computer hardware	20%
Generator and other utility installation	10%

NOTES TO THE FINANCIAL STATEMENTS - FOR THE YEAR ENDED JUNE 30, 2020

2. SIGNIFICANT ACCOUNTING POLICIES (CONT'D)**(b) Plant and equipment (cont'd)**

Where the carrying amount of an asset is greater than its estimated recoverable amount, it is written down immediately to its recoverable amount.

Gains and losses on disposal of plant and equipment are determined by comparing proceeds with carrying amount and are included in the statement of profit or loss.

(c) Leases

In 2019, payments made under operating leases (net of any incentives received from the lessor) were charged to profit or loss on a straight-line basis over the period of the lease.

From July 1, 2019, all leases are accounted for by recognising a right-of-use asset and a lease liability except for:

- Leases of low value assets; and
- Leases with a duration of 12 months or less.

Identifying Leases

The Company accounts for a contract, or a portion of a contract, as a lease when it conveys the right to use an asset for a period of time in exchange for consideration. Leases are those contracts that satisfy the following criteria:

- (a) There is an identified asset;
- (b) The Company obtains substantially all the economic benefits from use of the asset; and
- (c) The Company has the right to direct use of the asset.

The Company considers whether the supplier has substantive substitution rights. If the supplier does have those rights, the contract is not identified as giving rise to a lease.

In determining whether the Company obtains substantially all the economic benefits from use of the asset, the Company considers only the economic benefits that arise use of the asset, not those incidental to legal ownership or other potential benefits.

In determining whether the Company has the right to direct use of the asset, the Company considers whether it directs how and for what purpose the asset is used throughout the period of use. If there are no significant decisions to be made because they are pre-determined due to the nature of the asset, the Company considers whether it was involved in the design of the asset in a way that predetermines how and for what purpose the asset will be used throughout the period of use. If the contract or portion of a contract does not satisfy these criteria, the Company applies other applicable IFRSs rather than IFRS 16.

Lease liabilities are measured at the present value of the contractual payments due to the lessor over the lease term, with the discount rate determined by reference to the rate inherent in the lease unless (as is typically the case) this is not readily determinable, in which case the Company's incremental borrowing rate on commencement of the lease is used. Variable lease payments are only included in the measurement of the lease liability if they depend on an index or rate. In such cases, the initial measurement of the lease liability assumes the variable element will remain unchanged throughout the lease term. Other variable lease payments are expensed in the period to which they relate.

2. SIGNIFICANT ACCOUNTING POLICIES (CONT'D)

(c) Leases (cont'd)

Identifying Leases (cont'd)

On initial recognition, the carrying value of the lease liability also includes:

- amounts expected to be payable under any residual value guarantee;
- the exercise price of any purchase option granted in favour of the Company if it is reasonable certain to assess that option;
- any penalties payable for terminating the lease, if the term of the lease has been estimated on the basis of termination option being exercised.

Right of use assets are initially measured at the amount of the lease liability, reduced for any lease incentives received, and increased for:

- lease payments made at or before commencement of the lease;
- initial direct costs incurred; and
- the amount of any provision recognised where the Company is contractually required to dismantle, remove or restore the leased asset (typically leasehold dilapidations).

Subsequent to initial measurement lease liabilities increase as a result of interest charged at a constant rate on the balance outstanding and are reduced for lease payments made. Right-of-use assets are amortised on a straight-line basis over the remaining term of the lease or over the remaining economic life of the asset if, rarely, this is judged to be shorter than the lease term.

When the Company revises its estimate of the term of any lease (because, for example, it re-assesses the probability of a lessee extension or termination option being exercised), it adjusts the carrying amount of the lease liability to reflect the payments to make over the revised term, which are discounted at the same discount rate that applied on lease commencement. The carrying value of lease liabilities is similarly revised when the variable element of future lease payments dependent on a rate or index is revised. In both cases an equivalent adjustment is made to the carrying value of the right-of-use asset, with the revised carrying amount being amortised over the remaining (revised) lease term.

When the Company renegotiates the contractual terms of a lease with the lessor, the accounting depends on the nature of the modification:

- if the renegotiation results in one or more additional assets being leased for an amount commensurate with the standalone price for the additional rights-of-use obtained, the modification is accounted for as a separate lease in accordance with the above policy.
- in all other cases where the renegotiated increases the scope of the lease (whether that is an extension to the lease term, or one or more additional assets being leased), the lease liability is remeasured using the discount rate applicable on the modification date, with the right-of-use asset being adjusted by the same amount.
- if the renegotiation results in a decrease in the scope of the lease, both the carrying amount of the lease liability and right-of-use asset are reduced by the same proportion to reflect the partial of full termination of the lease with any difference recognised in profit or loss. The lease liability is then further adjusted to ensure its carrying amount reflects the amount of the renegotiated payments over the renegotiated term, with the modified lease payments discounted at the rate applicable on the modification date. The right-of-use asset is adjusted by the same amount.

NOTES TO THE FINANCIAL STATEMENTS - FOR THE YEAR ENDED JUNE 30, 2020

2. SIGNIFICANT ACCOUNTING POLICIES (CONT'D)**(c) Leases (cont'd)***Identifying Leases (cont'd)*

For contracts that both convey a right to the company to use an identified asset and require services to be provided to the company by the lessor, the company has elected to account for the entire contract as a lease, i.e. it does not allocate any amount of the contractual payments to, and account separately for, any services provided by the supplier as part of the contract.

Payments associated with short-term leases and all leases of low-value assets are recognised on a straight-line basis as an expense in profit or loss.

Accounting for leases - where Company is the lessor

Lease income from leases where the Company is a lessor is recognised in income on a straight line basis over the lease term. Initial direct costs incurred in obtaining the lease are added to the carrying amount of the underlying asset and recognised as expense over the lease term on the same basis as lease income. The respective leased assets are included in the balance sheet based on their nature. The Company did not need to make any adjustments to the accounting for assets held as lessor as a result of adopting IFRS 16.

(d) Intangible assetsComputer software

Acquired computer software licences are capitalised on the basis of costs incurred to acquire and bring to use the specific software and are amortised over their estimated useful lives as follows:

	Per annum
Computer Software	20%

Costs associated with maintaining computer software are recognised as an expense as incurred.

(e) Financial assets at amortised cost

These assets arise principally from the provision of services to customers, but also incorporate other types of financial assets where the objective is to hold these assets in order to collect contractual cash flows and the contractual cash flows are solely payments of principal and interest. They are initially recognised at fair value plus transaction costs that are directly attributable to their acquisition or issue, and are subsequently carried at amortised cost using the effective interest rate method, less provision for impairment.

Impairment provisions for the financial assets are recognised based on the forward looking expected credit loss model.

Impairment provisions for receivables from related parties and loans to related parties are recognised based on a forward looking expected credit loss model. The methodology used to determine the amount of the provision is based on whether there has been a significant increase in credit risk since initial recognition of the financial asset. For those where the credit risk has not increased significantly since initial recognition of the financial asset, twelve month expected credit losses along with gross interest income are recognised. For those for which credit risk has increased significantly, lifetime expected credit losses along with the gross interest income are recognised. For those that are determined to be credit impaired, lifetime expected credit losses along with interest income on a net basis are recognised.

2. SIGNIFICANT ACCOUNTING POLICIES (CONT'D)**(e) Financial assets at amortised cost (cont'd)**

The Company's financial assets measured at amortised cost includes cash and cash equivalents on the statement of financial position.

Bank overdrafts are shown with borrowings in liabilities on the statement of financial position.

The Company classifies its financial liabilities as follows:

- bank borrowings are initially recognised at fair value net of any transaction costs directly attributable to the issue of the instrument. Such interest bearing liabilities are subsequently measured at amortised cost using the effective interest rate method, which ensures that any interest expense over the period to repayment is at a constant rate on the balance of the liability carried in the statement of financial position. For the purposes of each financial liability, interest expense includes initial transaction costs and any premium payable on redemption, as well as any interest or coupon payable while the liability is outstanding.
- Other short-term monetary liabilities, which are initially recognised at fair value and subsequently carried at amortised cost using the effective interest method.

(f) Impairment losses on financial assets

The ECL allowance is based on the credit losses expected to arise over the life of the asset (the lifetime expected credit loss or LTECL), unless there has been no significant increase in credit risk since origination, in which case, the allowance is based on the 12 months' expected credit loss (12mECL).

Both LTECLs and 12mECLs are calculated on either an individual basis or a collective basis, depending on the nature of the underlying portfolio of the financial instruments.

The Company considers the probability of default upon initial recognition of asset and whether there has been a significant increase in credit risk on an ongoing basis throughout each reporting period. To assess whether there is a significant increase in credit risk the Company compares the risk of a default occurring on the asset as at the reporting date with the risk of default as at the date of initial recognition.

It considers available reasonable and supportive forwarding-looking information. Macroeconomic information (such as market interest rates or growth rates) is incorporated as part of the internal rating model.

A significant increase in credit risk is presumed if a debtor is more than 1-89 days past due in making a contractual payment.

Financial assets are written off when there is no reasonable expectation of recovery, such as a debtor failing to engage in a repayment plan with the Company. The Company categorises a loan for write off when a debtor fails to make contractual payments greater than 90 days past due. Where loans have been written off, the Company continues to engage in enforcement activity to attempt to recover the receivable due. Where recoveries are made, these are recognised in profit or loss.

2. SIGNIFICANT ACCOUNTING POLICIES (CONT'D)

(f) Impairment losses on financial assets (cont'd)

The calculation of ECLs

PD - The Probability of Default is an estimate of the likelihood of default over a given time horizon. A default may only happen at a certain time over the assessed period.

LGD - Loss given default is defined as the likely loss intensity in case of a counterparty default. It provides an estimation of the exposure that cannot be recovered in a default event and therefore captures the severity of a loss. Conceptually, LGD estimates are independent of a customer's probability of default. The LGD models ensure that the main drivers for losses (i.e., different levels and quality of collateralization and customer or product types or seniority of facility) are reflected in specific LGD factors.

EAD - The Exposure at Default is an estimate of the exposure at a future default date, taking into account expected changes in the exposure after the reporting date, including repayments of principal and interest, whether scheduled by contract or otherwise, expected drawdowns on committed facilities, and accrued interest from missed payments.

The mechanics of the ECL method are summarised below:

Stage 1: The 12-month ECL that result from default events on a financial instrument that are possible within the 12 months after the reporting date. The Company calculates the 12-month ECL allowance based on the expectation of a default occurring in the 12 months following the reporting date. These expected 12-month default probabilities are applied to a forecast EAD and multiplied by the expected LGD, and discounted by an approximation to the original EIR.

Stage 2: When a loan has shown a significant increase in credit risk since origination, the Company records an allowance for the LTECLs. The mechanics are similar to those explained above, including the use of multiple scenarios, but PDs and LGDs are estimated over the lifetime of the instrument. These expected default probabilities are applied to a forecast EAD and multiplied by the expected LGD.

Stage 3: For loans considered credit-impaired, the Company recognises the lifetime expected credit losses for these loans. The ECL set at 100%.

Overview of ECL principles

A summary of the assumptions underpinning the Company's expected credit loss model is as follows:

Company internal category	Company definition of category	Basis for recognition of expected credit loss provision
Performing	Customers having zero days past due	12 month expected credit losses

NOTES TO THE FINANCIAL STATEMENTS - FOR THE YEAR ENDED JUNE 30, 2020

2. SIGNIFICANT ACCOUNTING POLICIES (CONT'D)

(f) Impairment losses on financial assets (cont'd)

Overview of ECL principles (cont'd)

Company internal category	Company definition of category	Basis for recognition of expected credit loss provision
Under-Performing	Loans for which there is a significant increase in credit risk presumed if principal and/or interest repayments are 1-89 days past due	Lifetime expected losses
Default (Stage 3)	Principal and/or interest repayments are 90+ days past due and there is no reasonable expectation of recovery	Lifetime expected losses

Microfinancing loans are provided to micro-business to assist them in the day-to-day running or in the expansion of their business, as part of the Company's ongoing support for local entrepreneurs. The Company does not require the micro-business customers to pledge collateral as security against the loan.

Over the term of the loans, the Company accounts for its credit risk by appropriately providing for expected credit losses on a timely basis. In calculating the expected credit loss rates, the Company considers the historical loss rates for each category of customers and adjusts for forward looking macroeconomic data. The Company provides for credit losses against loans (financial assets at amortised cost) as follows:

Company internal category	Expected credit loss rate		Basis for recognition of expected credit loss provision
	2020	2019	
Performing	3%	1%	12 months
Under-Performing	13%	4%	Lifetime
Default	100%	100%	Lifetime

(g) Interest income and expense

Revenue is recognised to the extent that it is probable that the economic benefits will flow to the Company and the revenue can be reliably measured.

For all financial instruments measured at amortised cost, interest income and interest expenses are recognised in a time-proportion basis using the effective interest method. This method uses the effective interest rate (EIR) that exactly discounts the estimated future cash receipts or payments over the expected life of the financial instrument or a shorter period, where appropriate, to the net carrying amount of the financial asset or financial liability. The carrying amount of the financial asset or financial liability is adjusted if the Company revises their estimates of payments or receipts. The adjusted carrying amount is calculated based on the original effective interest rate and the change in carrying amount is recorded as interest income or expense.

NOTES TO THE FINANCIAL STATEMENTS - FOR THE YEAR ENDED JUNE 30, 2020

2. SIGNIFICANT ACCOUNTING POLICIES (CONT'D)**(g) Interest income and expense (cont'd)**

When a financial asset becomes credit-impaired and is considered as 'Stage 3', the Company calculates interest income by applying the effective interest rate to the outstanding amount of the financial asset. For all credit impaired assets, the interest income is reversed and charged against the outstanding amount of the financial asset. If the financial assets recovers and is no longer credit-impaired, the Company reverts to calculating interest income on a gross basis.

(h) Fee and commission income

Fees and commissions are generally recognised when the service has been provided. Loan commitment fees for loans that are likely to be drawn down are deferred (together with the related direct costs) and recognised as an adjustment to the effective interest rate on the loan.

(i) Stated capital**Ordinary shares**

Ordinary shares are classified as equity. Incremental costs directly attributable to the issue of new shares are shown in equity as deduction, net of tax, from proceeds.

(j) Current and deferred income tax

The tax expense for the period comprises current and deferred tax. Tax is recognised in profit or loss, except to the extent that it relates to items recognised in other comprehensive income or directly in equity.

Current tax

The current income tax charged is based on taxable income for the period calculated on the basis of tax laws enacted or substantively enacted by the end of the reporting period.

Deferred tax

Deferred income tax is provided in full, using the liability method, only temporary differences arising between the tax bases of assets and liabilities and their carrying values in the financial statement. However, if the deferred income tax arises from initial recognition of an asset or liability in a transaction, other than a business combination, that at the time of the transaction affects neither accounting nor taxable profit or loss, it is not accounted for.

Deferred income tax is determined using tax rates that have been enacted or substantively enacted at the reporting date and are expected to apply in the period when the related deferred income tax asset is realised or the deferred income tax liability is settled.

Deferred tax assets are recognised to the extent that it is probable that future taxable amounts will be available against which deductible temporary differences and losses can be utilised.

NOTES TO THE FINANCIAL STATEMENTS - FOR THE YEAR ENDED JUNE 30, 2020

2. SIGNIFICANT ACCOUNTING POLICIES (CONT'D)**(k) Retirement benefit obligations****Defined benefit plan**

A defined benefit plan is a pension plan that is not a defined contribution plan. Typically, defined benefit plans define an amount of pension benefit that an employee will receive on retirement usually dependent on one or more factors such as age, year of service and compensation.

The liability recognised in the statement of financial position in respect of defined benefit pension plans is the present value of the defined benefit obligation at the end of the reporting period less the fair value of plan assets. The defined benefit obligation is calculated annually by independent actuaries using the projected unit credit method.

Remeasurement of the net defined benefit liability, which comprise actuarial gains and losses arising from experience adjustments and changes in actuarial assumptions, the return on plan assets (excluding interest) and the effect of the asset ceiling (if any, excluding interest) is recognised immediately in other comprehensive income in the period in which they occur. Remeasurements recognised in other comprehensive income shall not be reclassified to profit or loss in subsequent period.

The Company determines the net interest expense/(income) on the net defined benefit liability/(asset) for the period by applying the discount rate used to measure the defined benefit obligation at the beginning of the annual period to the net defined benefit liability/(asset), taking into account any changes in the net defined liability/(asset) during the period as a result of contributions and benefits payments. Net Interest expense/(income) is recognised in profit or loss.

Service costs comprising current service cost, past service cost, as well as gains and losses on curtailments and settlements are recognised immediately in profit or loss.

Gratuity on retirement

For employees who are not covered (or who are insufficiently covered by the above pension plan), the net present value of gratuity on retirement payable under the Workers' Rights Act 2019 (2018-Employment Rights Act 2008) is calculated by a qualified actuary and provided for. The obligations arising under this item are not funded.

Those employees, whose pension benefits are not expected to fully offset the Company's retirement gratuity obligations under the Workers' Rights Act 2019, are therefore entitled to residual retirement gratuities.

(l) Borrowings

Borrowings are recognised initially at fair value being their issue proceeds net of transaction cost incurred. Borrowings are subsequently stated at amortised cost; any difference between the proceeds (net of transaction costs) and the redemption value is recognised in profit or loss over the period of the borrowings using the effective interest method.

NOTES TO THE FINANCIAL STATEMENTS - FOR THE YEAR ENDED JUNE 30, 2020

2. SIGNIFICANT ACCOUNTING POLICIES (CONT'D)**(m) Provisions**

Provisions are recognised when the Company has a present legal or constructive obligation as a result of past events and it is probable that an outflow of resources that can be reliably estimated will be required to settle the obligation.

The amount recognised as a provision is the best estimate of the consideration required to settle the present obligation at the end of the reporting period, taking into account the risks and uncertainties surrounding the obligation. When a provision is measured using the cash flows estimated to settle the present obligation, its carrying amount is the present value of those cash flows (when the effect of the time value of money is material).

3. FINANCIAL RISK MANAGEMENT**3.1 Financial Risk Factors**

The Company's activities expose it to a variety of financial risks: credit risk and liquidity risk. The Company's overall risk management programme focuses on the unpredictability of financial markets and seeks to minimise potential adverse effects on the Company's financial performance. A description of the significant risk factors is given below together with the risk management policies applicable.

(a) Credit risk

Credit risk is the risk of financial loss to the Company if a customer or counterparty to a financial instrument fails to meet its contractual obligations, and arises principally from the Company's microfinance loans to customers.

The amounts presented in the statement of financial position are net of allowances for doubtful receivables, estimated by the Company's management based on the current environment.

The Company has no significant concentration of credit risks with exposure spread over a large number of counterparties and customers. The Company has policies to limit the amount of credit exposure to any one financial position. The Company has policies in place to ensure that loans are granted to customers with appropriate credit history.

Credit Quality of Loans	2020	2019
	Rs.	Rs.
Neither past due nor impaired	207,485,012	214,333,981
Impaired	84,987,112	61,548,378
Gross	292,472,124	275,882,359
Less allowances for credit impairment	(49,541,691)	(30,471,440)
Net	242,930,433	245,410,919

The Company has policies to provide allowances for credit impairment on all microfinance loans up to full provisioning after three months.

The Company provides microfinance loans which are not secured by any collaterals.

NOTES TO THE FINANCIAL STATEMENTS - FOR THE YEAR ENDED JUNE 30, 2020

3. FINANCIAL RISK MANAGEMENT (CONT'D)

3.1 Financial Risk Factors (cont'd)

(b) Liquidity risk

Liquidity risk is the risk that the Company will encounter difficulty in meeting the obligations associated with its financial liabilities that are settled by delivering of cash or another financial asset. Prudent liquidity risk management includes maintaining sufficient cash and marketable securities, the availability of funding and the ability to close out market positions. The Company aimed at maintaining flexibility in funding by keeping committed credit lines available.

Maturities of assets and liabilities

At June 30, 2020	Up to 1 year	1- 3 years	Over 3 years	Non-Maturity Items	Total
	Rs.	Rs.	Rs.	Rs.	Rs.
Financial assets					
Loans to customers	152,276,367	131,872,099	8,323,658	-	292,472,124
Cash in hand and at bank	-	-	-	497,731	497,731
	<u>152,276,367</u>	<u>131,872,099</u>	<u>8,323,658</u>	<u>497,731</u>	<u>292,969,855</u>
Less allowances for credit impairment					(49,541,691)
Total					<u><u>243,428,164</u></u>
Financial liabilities					
Borrowings	182,516,067	-	-	-	182,516,067
Lease liabilities	1,667,941	4,216,148	2,849,187	-	8,733,276
	<u>184,184,008</u>	<u>4,216,148</u>	<u>2,849,187</u>	<u>-</u>	<u>191,249,343</u>
Total					<u><u>191,249,343</u></u>
Net liquidity gap	(31,907,641)	127,655,951	5,474,471	497,731	101,720,512
Less allowances for credit impairment					(49,541,691)
					<u><u>52,178,821</u></u>

At June 30, 2019	Up to 1 year	1- 3 years	Over 3 years	Non-Maturity Items	Total
	Rs.	Rs.	Rs.	Rs.	Rs.
Financial assets					
Loans to customers	145,380,986	130,501,373	-	-	275,882,359
Cash in hand and at bank	-	-	-	52,697	52,697
	<u>145,380,986</u>	<u>130,501,373</u>	<u>-</u>	<u>52,697</u>	<u>275,935,056</u>
Less allowances for credit impairment					(30,471,440)
Total					<u><u>245,463,616</u></u>
Financial liabilities					
Borrowings	189,257,660	-	-	-	189,257,660
	<u>189,257,660</u>	<u>-</u>	<u>-</u>	<u>-</u>	<u>189,257,660</u>
Total					<u><u>189,257,660</u></u>

NOTES TO THE FINANCIAL STATEMENTS - FOR THE YEAR ENDED JUNE 30, 2020

3. FINANCIAL RISK MANAGEMENT (CONT'D)

3.1 Financial Risk Factors (cont'd)

(b) Liquidity risk (cont'd)

Maturities of assets and liabilities (cont'd)

	Up to 1 year	1- 3 years	Over 3 years	Non-Maturity Items	Total
At June 30, 2019	Rs.	Rs.	Rs.	Rs.	Rs.
Net liquidity gap	(43,876,674)	130,501,373	-	52,697	86,677,396
Less allowances for credit impairment					(30,471,440)
					56,205,956

3.2 Fair values of financial assets and liabilities

The carrying amounts of bank balances, other receivables, other payables approximate their fair values. The nominal value less estimated credit adjustments of trade receivables and payables are assumed to approximate their fair values.

3.3 Capital risk management

The Company's objectives when managing capital are:

- to safeguard the entity's ability to continue as a going concern so that it can continue to provide returns for shareholders and benefits for other stakeholders, and
- to provide an adequate return to shareholders by pricing services commensurately with the level of risk.
- to maintain at all times a minimum paid up and unimpaired stated capital and shareholder's funds at the higher of Rs. 10m or 5% of its total liabilities.

The Company sets the amount of capital in proportion to risk. The Company manages the capital structure and makes adjustments to it in the light of changes in economic conditions and the risk characteristics of the underlying assets. In order to maintain or adjust the capital structure, the Company may adjust the amount of dividends paid to shareholders, return capital to shareholders, issue new shares, or sell assets to reduce debt.

During 2020, the Company's strategy which was unchanged from 2019, was to maintain the debt-to-capital ratio at the lower end in order to secure access to finance at a reasonable cost. The debt-to-capital ratios at June 30, 2020 and June 30, 2019 were as follows:

	2020	2019
	Rs.	Rs.
Total debt (Note 12A & 17)	191,249,343	189,257,660
Less: Cash in hand and at bank (Note 20(b))	(497,731)	(52,697)
Net debt	190,751,612	189,204,963
Total equity	72,232,784	61,551,551
Total capital plus net debt	262,984,396	250,756,514
Debt to capital ratio	72.53%	75.45%

NOTES TO THE FINANCIAL STATEMENTS - FOR THE YEAR ENDED JUNE 30, 2020

4. CRITICAL ACCOUNTING ESTIMATES AND JUDGEMENTS

Estimates and judgements are continuously evaluated and are based on historical experience and other factors, including expectations of future events that are believed to be reasonable under the circumstances.

(a) Expected credit losses on financial assets

The loss allowances for financial assets are based on assumptions about risk of default and expected loss rates. The Company uses judgement in making these assumptions and selecting the inputs to the impairment calculation, based on the Company's past history, existing market conditions as well as forward looking estimates at the end of each reporting period. Elements ECL models that are considered accounting judgements and estimates include mainly:

- (i) the development of ECL models, including the various formulas and the choice of inputs which normally include determination of associations between macroeconomics scenarios and, economic inputs, such as gross domestic products rate and collateral values, and the effect on the probability of default (PDs), Exposure At Default (EADs) and Loss Given Default (LGD).
- (ii) selection of forward-looking macroeconomic scenarios and their probability weightings, to derive the economic inputs into the ECL models.

(b) Asset lives and residual values

Plant and equipment are depreciated over their useful lives taking into account residual values, where appropriate. The estimate lives of the assets and residual values are assessed annually and may vary depending on a number of factors (maintenance, future market conditions, projected disposal values amongst other things). The directors make estimates based on historical experience and use best judgement to assess the useful lives of the assets and to forecast expected residual values of the assets at the end of their expected useful lives.

(c) Depreciation policies

Plant and equipment are depreciated to their residual values over their estimated useful lives. The residual value of an asset is the estimated net amount that the Company would currently obtain from disposal of the asset, if the asset were already of the age and in condition expected at the end of its useful life.

(d) Deferred tax assets arising from tax losses

The Company has a deferred tax asset of Rs. 2.4m (2019: Rs. 2.4m), arising from tax losses. The Company has made estimates of its future taxable income and believes that the tax losses will be fully utilised within the relevant period during which such tax losses may be carried forward.

NOTES TO THE FINANCIAL STATEMENTS - FOR THE YEAR ENDED JUNE 30, 2020

4. CRITICAL ACCOUNTING ESTIMATES AND JUDGEMENTS (CONT'D)**(e) Pension benefits**

The present value of the pension obligations depend on a number of factors that are determined on an actuarial basis using a number of assumptions. The assumptions used in determining the net cost/(income) for pensions include the discount rate. Any changes in these assumptions will impact the carrying amount of pension obligations.

The Company determines the appropriate discount rate at the end of each year. This is the interest rate that should be used to determine the present value of estimated future cash outflows expected to be required to settle the pension obligations.

In determining the appropriate discount rate, the Company considers the interest rates of high-quality corporate bonds that are denominated in the currency in which the benefits will be paid, and that have terms to maturity approximating the terms of the related pension obligation.

Other key assumptions for pension obligations are based in part on current market conditions. Additional information is disclosed in Note 18.

NOTES TO THE FINANCIAL STATEMENTS - FOR THE YEAR ENDED JUNE 30, 2020

	2020	2019
	Rs.	Rs.
5. NET INTEREST INCOME		
Interest income		
Loan to customers	<u>38,551,872</u>	<u>34,139,956</u>
Interest expense		
Money market line	2,136,415	2,640,940
Bank overdraft	88,369	72,091
Leases	<u>810,062</u>	<u>-</u>
	<u>3,034,846</u>	<u>2,713,031</u>
Net interest income	<u>35,517,026</u>	<u>31,426,925</u>
6. FEE AND COMMISSION INCOME		
	2020	2019
	Rs.	Rs.
Processing fees	1,827,740	1,586,791
Penalty fees	517,584	634,228
Others	<u>1,024,708</u>	<u>1,070,418</u>
	<u>3,370,032</u>	<u>3,291,437</u>
7. NET IMPAIRMENT LOSS ON FINANCIAL ASSETS		
	2020	2019
	Rs.	Rs.
Allowances for credit impairment		
- Loans to customers	19,070,773	9,303,416
- Amount written off	<u>30,651</u>	<u>251,756</u>
	<u>19,101,424</u>	<u>9,555,172</u>
8. PERSONNEL EXPENSES		
	2020	2019
	Rs.	Rs.
Wages and salaries	21,916,705	17,948,609
Social security obligations	888,357	730,121
Contributions to pension costs	802,228	1,309,659
Other personnel expenses	<u>957,323</u>	<u>785,434</u>
	<u>24,564,613</u>	<u>20,773,823</u>
9. OTHER EXPENSES		
	2020	2019
	Rs.	Rs.
Software licencing and other information technology cost	191,935	165,017
Rental and service fees	280,232	1,493,656
Professional fees	2,226,035	1,747,800
Advertising costs	457,334	516,699
Sundry and maintenance	2,549,682	1,272,395
Scrapped assets	270,356	10,731
Others	<u>2,071,270</u>	<u>1,635,787</u>
	<u>8,046,844</u>	<u>6,842,085</u>
10. INCOME TAX		
	2020	2019
	Rs.	Rs.
(a) Deferred tax (Note 16)	2,690,581	573,670
	<u>2,690,581</u>	<u>573,670</u>

NOTES TO THE FINANCIAL STATEMENTS - FOR THE YEAR ENDED JUNE 30, 2020

10. INCOME TAX (CONT'D)

(b) The tax on the Company's loss before tax differs from the theoretical amount that would arise using the basic tax rate of the Company as follows:

	2020	2019
	Rs.	Rs.
Loss before tax	(16,561,148)	(4,782,109)
Tax calculated at 15% (2019: 15%)	(2,484,172)	(717,316)
Income not subject to tax	(5,449,814)	-
Expenses not deductible for tax purposes	4,133,418	257,719
Deferred tax rate differential on corporate social responsibility tax	(320,832)	(114,073)
Tax losses for which no deferred income tax asset was recognised	1,430,819	-
	(2,690,581)	(573,670)

11. PLANT AND EQUIPMENT

	Leasehold improvement	Office equipment	Furniture & fixtures	Computer hardware	Generator and other utility installation	Work in progress	Total
2020	Rs.	Rs.	Rs.	Rs.	Rs.	Rs.	Rs.
COST							
At July 1, 2018	4,315,815	1,746,133	1,156,926	1,153,775	77,030	-	8,449,679
Additions	96,123	183,912	51,635	126,178	-	453,777	911,625
Disposals	-	-	-	(20,769)	-	-	(20,769)
At June 30, 2019	4,411,938	1,930,045	1,208,561	1,259,184	77,030	453,777	9,340,535
Additions	139,771	74,591	22,420	301,668	-	4,594,909	5,133,359
Transfer	4,278,247	370,459	399,980	-	-	(5,048,686)	-
Disposals	(4,404,808)	(358,908)	(35,190)	(12,553)	(75,130)	-	(4,886,589)
At June 30, 2020	4,425,148	2,016,187	1,595,771	1,548,299	1,900	-	9,587,305
DEPRECIATION							
At July 1, 2018	3,099,492	549,976	230,661	474,455	16,531	-	4,371,115
Charge for the year	1,312,446	290,052	119,184	239,404	7,703	-	1,968,789
Disposal adjustment	-	-	-	(10,039)	-	-	(10,039)
At June 30, 2019	4,411,938	840,028	349,845	703,820	24,234	-	6,329,865
Charge for the year	797,014	311,743	155,152	281,020	816	-	1,545,745
Disposal adjustment	(4,404,808)	(167,411)	(11,437)	(8,159)	(24,417)	-	(4,616,232)
At June 30, 2020	804,144	984,360	493,560	976,681	633	-	3,259,378
NET BOOK VALUE							
At June 30, 2020	3,621,004	1,031,827	1,102,211	571,618	1,267	-	6,327,927
At June 30, 2019	-	1,090,017	858,716	555,364	52,796	453,777	3,010,670

NOTES TO THE FINANCIAL STATEMENTS - FOR THE YEAR ENDED JUNE 30, 2020

12. RIGHT-OF-USE ASSETS

	Buildings
	Rs.
At 1 July 2019	-
Additions (Note 26)	9,976,248
Depreciation	<u>(1,828,979)</u>
At 30 June 2020	<u>8,147,269</u>

(a) Nature of leasing activities (in the capacity as lessee)

The company leases building premises. The lease contracts provide for payments which will increase each year by the annual variation in Consumer Price Index (CPI) during the twelve-month period ending in June of the previous twelve-month period.

(b) Variable lease payments

The percentages in the table below reflect the current proportions of lease payments that are either fixed or variable. The sensitivity reflects the impact on the carrying amount of lease liabilities and right-of-use assets if there was an uplift of 5% on the balance sheet date to lease payments that are variable.

	<i>Lease</i>	<i>Fixed</i>	<i>Variable</i>	<i>Sensitivity</i>
<i>June 30, 2020</i>	<i>Contracts</i>	<i>payments</i>	<i>payments</i>	<i>± Rs.</i>
	<i>Number</i>	<i>%</i>	<i>%</i>	<i>± Rs.</i>
Property leases with payments linked to inflation	2	-	100%	436,664
	<u>2</u>	<u>-</u>	<u>100%</u>	<u>436,664</u>

(c) Extension and termination options

Extension and termination options are included in a number of property leases across the Company. These are used to maximise operational flexibility in terms of managing the assets used in the Company's operations. The majority of extension and termination options held are exercisable only by the Company and not by the respective lessor.

(d) Lease term

In determining the lease term, management considers all facts and circumstances that create an economic incentive to exercise an extension option, or not exercise a termination option. Extension options (or periods after termination options) are only included in the lease term if the lease is reasonably certain to be extended (or not terminated).

The lease term is reassessed if an option is actually exercised (or not exercised) or the Company becomes obliged to exercise (or not exercise) it. The assessment of reasonable certainty is only revised if a significant event or a significant change in circumstances occurs, which affects this assessment, and that is within the control of the lessee.

NOTES TO THE FINANCIAL STATEMENTS - FOR THE YEAR ENDED JUNE 30, 2020

12A. LEASE LIABILITIES

	Buildings
	Rs.
At 1 July 2019	-
Additions (Note 26)	9,976,248
Interest expenses	810,062
Lease payments	(2,053,034)
At 30 June 2020	<u>8,733,276</u>
Current	1,667,941
Non current	7,065,335
	<u>8,733,276</u>

The maturity of lease liabilities is as follows:

As at June 30, 2020	Carrying amount	6 months or less	Contractual Cash Flows				Total
			6 - 12 months	1 - 2 years	2 - 5 years	More than 5 years	
Lease liabilities	8,733,276	809,927	858,014	1,950,189	5,115,146	-	8,733,276

Interest expense

	2020
	Rs.
Interest expense (included in finance cost)	<u>810,062</u>

The total cash outflow for leases in 2020 was Rs. 2,053,034.

13. INTANGIBLE ASSETS

	Computer software
	Rs.
2020	
COST	
At July 1, 2018	1,800,769
Additions	-
At June 30, 2019	<u>1,800,769</u>
Additions	-
At June 30, 2020	<u>1,800,769</u>
AMORTISATION	
At July 1, 2018	718,966
Charge for the year	360,602
At June 30, 2019	<u>1,079,568</u>
Charge for the year	360,601
At June 30, 2020	<u>1,440,169</u>
NET BOOK VALUE	
At June 30, 2020	<u>360,600</u>
At June 30, 2019	<u>721,201</u>

NOTES TO THE FINANCIAL STATEMENTS - FOR THE YEAR ENDED JUNE 30, 2020

14. FINANCIAL ASSETS AT AMORTISED COST	2020		2019	
	Rs.	Rs.	Rs.	Rs.
Loans to customers	286,889,244		274,056,001	
Interest receivable	5,582,880		1,826,358	
Gross loans	292,472,124		275,882,359	
Less allowance for impairment (Note 14(b))	(49,541,691)		(30,471,440)	
	242,930,433		245,410,919	
(a) Remaining term of maturity:	2020		2019	
	Rs.		Rs.	
Up to 3 months	54,330,699		47,871,127	
Over 3 months and up to 6 months	32,892,426		32,060,755	
Over 6 months and up to 12 months	57,132,294		57,146,288	
Over 1 year and up to 5 years	147,242,946		138,804,189	
Over 5 years	873,759		-	
	292,472,124		275,882,359	
(b) Allowances for credit impairment	Stage 1	Stage 2	Stage 3	Total
	Rs.	Rs.	Rs.	Rs.
At July 1, 2019	2,649,676	403,685	27,418,079	30,471,440
Transfer to stage 1	2,144,183	(113,918)	(2,030,265)	-
Transfer to stage 2	(238,273)	238,273	-	-
Transfer to stage 3	(196,711)	(190,519)	387,230	-
Additional provision	6,888,023	3,668,000	15,293,485	25,849,508
Provision released	(2,082,342)	(2,172)	(1,869,180)	(3,953,694)
Assets derecognised	(578,567)	(83,588)	(2,161,816)	(2,823,971)
Write offs	-	(1,592)	-	(1,592)
At June 30, 2020	8,585,989	3,918,169	37,037,533	49,541,691
	Stage 1	Stage 2	Stage 3	Total
	Rs.	Rs.	Rs.	Rs.
At June 30, 2018	3,348,282	1,692,954	19,019,887	24,061,123
Effect of adopting IFRS 9	(1,130,710)	(1,198,358)	-	(2,329,068)
At July 1, 2018	2,217,572	494,596	19,019,887	21,732,055
Transfer to stage 1	56,786	(56,786)	-	-
Transfer to stage 2	(110,762)	110,762	-	-
Transfer to stage 3	(120,921)	(288,301)	409,222	-
Additional Provision	1,675,608	276,119	12,848,964	14,800,691
Provision Released	(548,119)	(4,629)	(1,135,995)	(1,688,743)
Assets derecognised	(520,488)	(128,076)	(2,908,212)	(3,556,776)
Write offs	-	-	(815,787)	(815,787)
At June 30, 2019	2,649,676	403,685	27,418,079	30,471,440

	2020					Total provision
	Gross amount of loans	Non performing loans	Stage 1	Stage 2	Stage 3	
	Rs.	Rs.	Rs.	Rs.	Rs.	
Agriculture and fishing	12,663,585	1,413,187	440,103	186,408	1,413,187	2,039,698
Manufacturing	67,504,601	11,899,685	1,930,700	780,516	11,899,685	14,610,901
Transport	60,414,702	3,491,281	1,915,807	784,613	3,491,281	6,191,701
Traders	80,589,084	11,282,358	2,293,360	943,683	11,282,358	14,519,401
Others	71,300,152	8,951,025	2,006,018	1,222,947	8,951,025	12,179,990
	292,472,124	37,037,536	8,585,988	3,918,167	37,037,536	49,541,691

NOTES TO THE FINANCIAL STATEMENTS - FOR THE YEAR ENDED JUNE 30, 2020

14. FINANCIAL ASSETS AT AMORTISED COST (CONT'D)

2019

	Gross amount of loans	Non performing loans	Stage 1	Stage 2	Stage 3	Total provision
	Rs.	Rs.	Rs.	Rs.	Rs.	Rs.
Agriculture and fishing	10,614,268	1,050,642	92,403	32,026	1,050,642	1,175,071
Manufacturing	67,807,739	8,839,437	641,868	113,539	8,839,437	9,594,844
Transport	56,584,801	2,909,639	574,913	77,775	2,909,639	3,562,327
Traders	74,527,935	8,878,326	698,080	125,822	8,878,326	9,702,228
Others	66,347,616	5,740,037	642,410	54,523	5,740,037	6,436,970
	<u>275,882,359</u>	<u>27,418,081</u>	<u>2,649,674</u>	<u>403,685</u>	<u>27,418,081</u>	<u>30,471,440</u>

(c) Credit concentration of risk by industry sectors:

	2020	2019
	Rs.	Rs.
Agriculture and fishing	12,663,585	10,614,268
Manufacturing	67,504,601	67,807,739
Transport	60,414,702	56,584,801
Traders	80,589,084	74,527,935
Others	71,300,152	66,347,616
	<u>292,472,124</u>	<u>275,882,359</u>

15. OTHER ASSETS

	2020	2019
	Rs.	Rs.
Prepayments	73,937	105,787
Deposits	54,000	54,000
	<u>127,937</u>	<u>159,787</u>

16. DEFERRED INCOME TAX

Deferred income tax is calculated on all temporary differences under the liability method at 17% (2019: 17%)

- (a) There is a legally enforceable right to offset current tax assets against current tax liabilities and deferred income tax assets and liabilities when the deferred income taxes relate to the same fiscal authority on the same entity. The following amounts are shown in the statement of financial position:

	2020	2019
	Rs.	Rs.
Deferred tax assets	12,381,752	7,755,105
Deferred tax liabilities	(1,737,631)	106,635
Net deferred income tax assets	<u>10,644,121</u>	<u>7,861,740</u>

At the end of the reporting period, the Company had unused tax losses of Rs.23.46m (2019: Rs.13.92m) available for offset against future profits. A deferred tax asset has been recognised in respect of Rs.13.92m (2019: Rs.13.92m) of such losses. No deferred tax asset has been recognised in respect of the remaining Rs.9.54m (2019: Nil) due to unpredictability of future profit streams. The tax losses expire on a rolling basis over 5 years.

NOTES TO THE FINANCIAL STATEMENTS - FOR THE YEAR ENDED JUNE 30, 2020

16. DEFERRED INCOME TAX (CONT'D)

(b) The movement on the deferred income tax account is as follows:	<u>2020</u>	<u>2019</u>
	Rs.	Rs.
At July 1,	(7,861,740)	(7,288,070)
Credited to profit or loss (Note 10)	(2,690,581)	(573,670)
Credited to other comprehensive income	(91,800)	-
At June 30,	<u>(10,644,121)</u>	<u>(7,861,740)</u>

(c) The movement in deferred tax assets and liabilities during the year, without taking into consideration the offsetting of balances within the same fiscal authority, is as follows:

(i) <u>Deferred tax liabilities</u>	<u>Accelerated tax depreciation</u>	<u>Right-of- use assets</u>	<u>Total</u>
	Rs.	Rs.	Rs.
At June 30, 2019	(106,635)	-	(106,635)
Charged to profit or loss	459,230	1,385,036	1,844,266
At June 30, 2020	<u>352,595</u>	<u>1,385,036</u>	<u>1,737,631</u>

(ii) <u>Deferred tax assets</u>	<u>Impairment losses</u>	<u>Tax losses</u>	<u>Retirement benefit obligations</u>	<u>Lease liabilities</u>	<u>Total</u>
	Rs.	Rs.	Rs.	Rs.	Rs.
At June 30, 2019	(5,180,145)	(2,367,058)	(207,902)	-	(7,755,105)
(Credited)/charged to profit or loss	(3,241,942)	-	191,752	(1,484,657)	(4,534,847)
Credited to other comprehensive income	-	-	(91,800)	-	(91,800)
At June 30, 2020	<u>(8,422,087)</u>	<u>(2,367,058)</u>	<u>(107,950)</u>	<u>(1,484,657)</u>	<u>(12,381,752)</u>

17. BORROWINGS

	<u>2020</u>	<u>2019</u>
	Rs.	Rs.
Short term bank borrowings	57,500,000	64,000,000
Interest payable to short term bank borrowings	16,067	40,504
Loan from holding company	125,000,000	125,000,000
Bank overdraft (Note 20)	-	217,156
	<u>182,516,067</u>	<u>189,257,660</u>

The rates of interest on these short term bank borrowings is at 2.70% (2019: 3.30%) with maturity up to 1 month.

The loan from holding company is repayable on demand and is interest free.

18. OTHER LIABILITIES

	<u>2020</u>	<u>2019</u>
	Rs.	Rs.
Amount due to related parties (Note 23)	1,304,564	901,192
Retirement benefit obligations (Note 18(a) & (b))	635,000	1,222,951
Deferred income	2,145,523	2,327,738
Other payables	1,468,804	1,955,922
	<u>5,553,891</u>	<u>6,407,803</u>

The carrying amounts of other payables approximate their fair value.

NOTES TO THE FINANCIAL STATEMENTS - FOR THE YEAR ENDED JUNE 30, 2020

18. OTHER LIABILITIES (CONT'D)

	2020	2019
	Rs.	Rs.
Retirement benefit obligations		
Amounts recognised in the statement of financial position:		
Defined pension benefits (Note 18(a)(ii))	266,000	-
Other post retirement benefits (Note 18(b)(i))	369,000	1,222,951
	<u>635,000</u>	<u>1,222,951</u>
Analysed as follows:		
Non-current liabilities	<u>635,000</u>	<u>1,222,951</u>
Amounts charged/(credited) to profit or loss:		
Defined pension benefits (Note 18(a)(ii))	229,000	-
Other post retirement benefits (Note 18(b)(i))	(1,068,151)	185,691
	<u>(839,151)</u>	<u>185,691</u>
Amount charged to other comprehensive income:		
Defined pension benefits (Note 18(a)(ii))	275,000	-
Other post retirement benefits (Note 18(b)(i))	265,000	-
	<u>540,000</u>	<u>-</u>

(a) **Defined pension benefits**

- (i) The Company contributes to a defined benefit pension. The plan is a final salary plan, which provides benefits to members in the form of pension payable for life. The level of benefits provided depends on members' length of service and their salary in the final years leading up to retirement.

The assets of the plan are self-administered and funded separately from the Company.

The most recent actuarial valuation of the plan assets and the present value of the defined benefit obligations were carried out at June 30, 2020 by Aon Hewitt Ltd.

The present value of the defined benefit obligations, and the related current service cost and past service cost, were measured using the Projected Unit Credit Method.

- (ii) The amounts recognised in the statement of financial position are as follows:

	2020	2019
	Rs.	Rs.
Present value of funded obligations	1,828,000	-
Fair value of plan assets	(1,562,000)	-
Liability in the statement of financial position	<u>266,000</u>	<u>-</u>

The reconciliation of the opening balances to the closing balances for the net defined benefit liability is as follows:

	2020	2019
	Rs.	Rs.
At July 1,	-	-
Charged to profit or loss	229,000	-
Charged to other comprehensive income	275,000	-
Contributions paid	(238,000)	-
At June 30,	<u>266,000</u>	<u>-</u>

NOTES TO THE FINANCIAL STATEMENTS - FOR THE YEAR ENDED JUNE 30, 2020

18. OTHER LIABILITIES (CONT'D)

(a) Defined pension benefits (cont'd)

(iii) The movement in the defined benefit obligations over the year is as follows:

	2020	2019
	Rs.	Rs.
At July 1,	-	-
Current service cost	197,000	-
Past service cost	37,000	-
Interest expense	82,000	-
Transfer of assets	1,338,000	-
Remeasurements:		
- Actuarial loss arising from:		
- financial assumptions	149,000	-
- experience adjustment	29,000	-
Benefits paid	(4,000)	-
At June 30,	1,828,000	-

(iv) The movement in the fair value of plan assets of the year is as follows:

	2020	2019
	Rs.	Rs.
At July 1,	-	-
Interest income	87,000	-
Transfer of assets	1,338,000	-
Remeasurements:		
- Return on plan assets, excluding amount included in interest income	(97,000)	-
Contributions by the employer	238,000	-
Benefits paid	(4,000)	-
At June 30,	1,562,000	-

(v) The amounts recognised in profit or loss are as follows:

	2020	2019
	Rs.	Rs.
Current service cost	197,000	-
Past service cost	37,000	-
Net interest on net defined benefit liability	(5,000)	-
Total included in employee benefit expense	229,000	-

Total included in employee benefit expense can be analysed as follows:

	2020	2019
	Rs.	Rs.
Included in:		
- Personnel expenses	229,000	-

(vi) The amounts recognised in other comprehensive income are as follows:

	2020	2019
	Rs.	Rs.
Remeasurement on the net defined benefit liability:		
Liability experience losses	29,000	-
Actuarial losses arising from changes in financial assumptions	149,000	-
Actuarial losses	178,000	-
Return on plan assets excluding interest income	97,000	-
Total	275,000	-

NOTES TO THE FINANCIAL STATEMENTS - FOR THE YEAR ENDED JUNE 30, 2020

18. OTHER LIABILITIES (CONT'D)

(a) Defined pension benefits (cont'd)

(vii) The fair value of the plan assets at the end of the reporting period for each category, are allocated as follows:

	2020	2019
	%	%
Equity - Local quoted	30.0	-
Equity - Local unquoted	1.0	-
Debt - Overseas quoted	1.0	-
Debt - Local quoted	12.0	-
Debt - Local unquoted	5.0	-
Property - Local	6.0	-
Investment funds	31.0	-
Cash and other	14.0	-
	<u>100.0</u>	<u>-</u>

Pension plan assets include the following:

	2020	2019
	%	%
Reporting entity's own transferable financial instruments	8.0	-
Property occupied by reporting entity	6.0	-
Other assets used by reporting entity	4.0	-

(viii) The principal actuarial assumptions used for the purposes of the actuarial valuations were:

	2020	2019
Discount rate (%)	3.2	-
Rate of salary increases (%)	1.0	-
Rate of pension increases (%)	0.5	-
Average retirement age (ARA) (Years)	63.0	-
Average life expectancy for:		-
Male at ARA (Years)	17.3	-
Female at ARA (Years)	21.7	-

(ix) Sensitivity analysis on defined benefit obligations at end of the reporting date:

	2020	2019
	Rs.	Rs.
Increase due to 1% decrease in discount rate	669,000	-
Decrease due to 1% increase in discount rate	476,000	-

An increase/decrease of 1% in other principal actuarial assumptions would not have a material impact on defined benefit obligations at the end of the reporting period.

The sensitivity above have been determined based on a method that extrapolates the impact on net defined benefit obligation as a result of reasonable changes in key assumptions occurring at the end of the reporting period. The present value of the defined benefit obligation has been calculated using the projected unit credit method.

18. OTHER LIABILITIES (CONT'D)

(a) Defined pension benefits (cont'd)

- (ix) Sensitivity analysis on defined benefit obligations at end of the reporting date (cont'd):
The sensitivity analysis may not be representative of the actual change in the defined benefit obligation as it is unlikely that the change in assumptions would occur in isolation of one another as some of the assumptions may be correlated.
- (x) The defined benefit pension plan exposes the Company to actuarial risks, such as longevity risk, interest rate risk, market (investment) risk and salary risk.

Longevity Risk

The liabilities disclosed are based on the mortality tables PA(90). Should the experience of the pension plans be less favorable than the standard mortality tables, the liabilities will increase.

Interest Rate Risk

If the bond interest rate decreases, the liabilities would be calculated using a lower discount rate and would therefore increase. However, this may be partially offset by an increase in the return on the plan's debt investments and a decrease in inflationary pressures on salary and pension increases.

Investment Risk

The present value of the liabilities of the plan are calculated using a discount rate. Should the returns on the assets of the plan be lower than the discount rate, a deficit will arise.

Salary Risk

If salary increases are higher than assumed in our basis, the liabilities would increase giving rise to actuarial losses.

- (xi) The funding requirements are based on the pension fund's actuarial measurement framework set out in the funding policies of the plan. The funding policy is to pay contributions to an external legal entity at the rate recommended by the entity's actuaries.
- (xii) The Company expects to pay Rs. 269,000 in contributions to its post-employment benefit plans for the year ending June 30, 2021.
- (xiii) The weighted average duration of the defined benefit obligation is 31 years at the end of the reporting period.

(b) Other post retirement benefits

Other post retirement benefits comprise mainly of gratuity on retirement payable under the Workers' Rights Act 2019 (2019: Employment Rights Act 2008) and other benefits.

(i) Movement in gratuity on retirement:	2020	2019
	Rs.	Rs.
At July 1,	1,222,951	1,037,260
(Credited)/charged to profit or loss	(1,068,151)	185,691
Charged to other comprehensive income	265,000	-
Contributions paid	(50,800)	-
At June 30,	<u>369,000</u>	<u>1,222,951</u>

NOTES TO THE FINANCIAL STATEMENTS - FOR THE YEAR ENDED JUNE 30, 2020

18. OTHER LIABILITIES (CONT'D)

(b) Other post retirement benefits (cont'd)

(ii) The principal actuarial assumptions used for the purposes of the valuation of the residual retirement gratuities were:

	<u>2020</u>
Discount rate (%)	3.2
Rate of salary increases (%)	1.0
Average retirement age (ARA) (Years)	<u>63.0</u>

(iii) Sensitivity analysis on residual retirement gratuities at end of the reporting date:

	<u>2020</u>
	Rs.
Increase due to 1% decrease in discount rate	287,000
Decrease due to 1% increase in discount rate	<u>203,000</u>

The above sensitivity analysis has been carried out by recalculating the present value of obligation at end of period after increasing or decreasing the discount rate while leaving all other assumptions unchanged. Any similar variation in the other assumptions would have shown smaller variations in the gratuity payable.

(iv) The funding policy is to pay benefits out of the Company's cashflow as and when due.

(v) The Company does not expect to make any contribution to this post-employment benefit plan for the year ending June 30, 2021.

(vi) The weighted average duration of the defined benefit obligation is 32 years at the end of the reporting period.

19. STATED CAPITAL

	Number of shares (thousands)	Ordinary shares Rs.	Total Rs.
At June 30, 2019	1,000	100,000,000	100,000,000
Issue of shares	250	25,000,000	25,000,000
At June 30, 2020	<u>1,250</u>	<u>125,000,000</u>	<u>125,000,000</u>

The total authorised and issued number of ordinary shares is 1,250,000 shares (2019: 1,000,000 shares). All issued shares are at no par value and are fully paid.

20. CASH AND CASH EQUIVALENTS

(a) Reconciliation of liabilities arising from financing activities

	2019 Rs.	Net cash flows Rs.	Non-Cash changes Recognised on adoption of IFRS 16		2020 Rs.
			Rs.	Transfer Rs.	
Loan from holding company	125,000,000	25,000,000	-	(25,000,000)	125,000,000
Short term borrowings	64,000,000	(6,500,000)	-	-	57,500,000
Lease liabilities	-	(1,242,972)	9,976,248	-	8,733,276
Total liabilities from financing activities	<u>189,000,000</u>	<u>17,257,028</u>	<u>9,976,248</u>	<u>(25,000,000)</u>	<u>191,233,276</u>

NOTES TO THE FINANCIAL STATEMENTS - FOR THE YEAR ENDED JUNE 30, 2020

20. CASH AND CASH EQUIVALENTS (CONT'D)

	2018	Net cash flows	2019
	Rs	Rs	Rs
Loan from holding company	100,000,000	25,000,000	125,000,000
Short term borrowings	77,500,000	(13,500,000)	64,000,000
Total liabilities from financing activities	177,500,000	11,500,000	189,000,000

(b) Cash and cash equivalents include the following for the purpose of the statement of cash flows.

	2020	2019
	Rs.	Rs.
Cash in hand and at bank	497,731	52,697
Bank overdraft (Note 17)	-	(217,156)
	497,731	(164,459)

(c) Non-cash transactions

	2020	2019
	Rs.	Rs.
Acquisitions of plant and equipment	-	453,777
Issue of shares	25,000,000	-
	25,000,000	453,777

While cash and cash equivalents are also subject to the impairment requirements of IFRS 9, the identified impairment loss was immaterial.

21. LOSS PER SHARE

	2020	2019
	Rs.	Rs.
Loss per share is based on:		
Loss for the year	(13,870,567)	(4,208,439)
Weighted average number of ordinary shares in issue	1,243,169	938,356
Loss per share	(11.16)	(4.48)

22. CONTINGENCIES

	2020	2019
	Rs.	Rs.
Contingent liabilities		
Bank guarantees to third party	454,884	-

23. RELATED PARTY TRANSACTIONS

The following transactions were carried out by the Company with related parties.

	Purchase of services	Financial charges	Loans from	Amount owed to related parties	Bank balances
(a) <u>2020</u>	Rs.	Rs.	Rs.	Rs.	Rs.
Holding company	-	-	125,000,000	-	-
Fellow subsidiary	201,400	-	-	16,771	-
Entities under common shareholders	1,995,978	2,259,546	57,516,067	1,287,793	494,594

NOTES TO THE FINANCIAL STATEMENTS - FOR THE YEAR ENDED JUNE 30, 2020

23. RELATED PARTY TRANSACTIONS (CONT'D)

	Purchase of services Rs.	Financial charges Rs.	Loans from Rs.	Amount owed to related parties Rs.	Bank balances Rs.
(b) <u>2019</u>					
Holding company	4,656	3,000	125,000,000	-	-
Fellow subsidiary	209,035	-	-	12,583	-
Entities under common shareholders	1,597,408	2,724,899	64,040,504	888,609	(174,085)

The above transactions have been made on normal commercial terms and in the normal course of business. The balances owed to related parties represent recharged by group companies comprising mainly of IT services, engineering fees, secretarial fees and compliance fees.

The outstanding balances are unsecured, and settlement occurs in cash within one year.

(b) Key management personnel compensation	2020 Rs.	2019 Rs.
Salaries and short-term employee benefits	2,141,642	2,194,717

24. HOLDING COMPANY

The Company is controlled by MCB Group Limited whose registered office is at Sir William Newton Street, MCB Centre, Port Louis, incorporated in Mauritius which owns 100% of the Company's shares.

25. COVID-19

The novel coronavirus (COVID-19) pandemic has caused extensive disruptions to business operations around the globe in 2020. On March 11, 2020, COVID-19 was labelled as a pandemic by the World Health Organisation. The measures taken by various governments to contain the virus have affected economic activity.

The Company has taken a number of measures to monitor and mitigate the effects of COVID-19, such as safety and health measures when clients are visiting the office premises (Social distancing). The directors are of the opinion that it is difficult to predict the overall outcome and impact of COVID-19 on the financial statements of the Company at this stage. The Company will continue to follow the various government policies and advice whilst continuing to operate in the best and safest way possible.

Except for the above, there have been no material events since the end of the reporting period which would require disclosure or adjustment to the financial statements for the year ended June 30, 2020.

26. CHANGES IN ACCOUNTING POLICIES

This note explains the impact of the adoption of IFRS 16 Leases on the Company's financial statements for the financial year ended June 30, 2020.

26. CHANGES IN ACCOUNTING POLICIES (CONT'D)**Impact of IFRS 16 on the financial statements**

The Company adopted IFRS 16 with a transition date of July 1, 2019. The Company has chosen not to restate comparatives on adoption of the standard, and therefore, the revised requirements are not reflected in the prior year financial statements. Rather, these changes have been processed at the date of initial application (i.e. July 1, 2019) and recognised in the opening equity balances.

Effective January 1, 2019, IFRS 16 has replaced IAS 17 *Leases* and IFRIC 4 *Determining whether an Arrangement Contains a Lease*.

IFRS 16 provides a single lessee accounting model, requiring the recognition of assets and liabilities for all leases, together with options to exclude leases where the lease term is 12 months or less, or where the underlying asset is of low value. IFRS 16 substantially carries forward the lessor accounting in IAS 17, with the distinction between operating leases and finance leases being retained. The Company does not have significant leasing activities acting as a lessor.

Transition Method and Practical Expedients Utilised

The Company adopted IFRS 16 using the modified retrospective approach, with recognition of transitional adjustments on the date of initial application (July 1, 2019), without restatement of comparative figures. The Company elected to apply the practical expedient to not reassess whether a contract is, or contains a lease at the date of initial application. Contracts entered into before the transition date that were not identified as leases under IAS 17 and IFRIC 4 were not reassessed. The definition of a lease under IFRS 16 was applied only to contracts entered into or changed on or after January 1, 2019.

IFRS 16 provides for certain optional practical expedients, including those related to the initial adoption of the standard. The Company applied the following practical expedients when applying IFRS 16 to leases previously classified as operating leases under IAS 17:

- (a) Apply a single discount rate to a portfolio of leases with reasonably similar characteristics;
- (b) Exclude initial direct costs from the measurement of right-of-use assets at the date of initial application for leases where the right-of-use asset was determined as if IFRS 16 had been applied since the
- (c) Reliance on previous assessments on whether leases are onerous as opposed to preparing an impairment review under IAS 36 as at the date of initial application; and
- (d) Applied the exemption not to recognise right-of-use assets and liabilities for leases with less than 12 months of lease term remaining as of the date of initial application.

As a lessee, the Company previously classified leases as operating or finance leases based on its assessment of whether the lease transferred substantially all of the risks and rewards of ownership. Under IFRS 16, the Company recognises right-of-use assets and lease liabilities for most leases. However, the Company has elected not to recognise right-of-use assets and lease liabilities for some leases of low value assets based on the value of the underlying asset when new or for short-term leases with a lease term of 12 months or less.

26. CHANGES IN ACCOUNTING POLICIES (CONT'D)

Impact of IFRS 16 on the financial statements (cont'd)

On adoption of IFRS 16, the Company recognised right-of-use assets and lease liabilities as follows:

Classification under IAS 17	Right-of-use assets	Lease liabilities
All other operating leases	<p>Office Space: Right-of-use assets are measured at an amount equal to the lease liability, adjusted by the amount of any prepaid or accrued lease payments.</p> <p>All other: The carrying value that would have resulted from IFRS 16 being applied from the commence date of the leases, subject to the practical expedients noted above.</p>	<p>Upon adoption of IFRS 16 Leases on July 1, 2019, rentals under previously held operating lease were charged to profit or loss since the lease had a remaining lease term of less than 12 months. The right-of-use assets and lease liabilities in the financial statements were recognised upon signature of two property lease contracts dated August 1, 2019. The lease liabilities were measured at the present value of the remaining lease payments, discounted using the Company's incremental borrowing rate as at August 1, 2019.</p> <p>The Company's incremental borrowing rate is the rate at which a similar borrowing could be obtained from an independent creditor under comparable terms and conditions. The weighted average rate applied was 9.35%.</p>